



# BATHROOM **SOLID WOOD**

---

2020

LineART  
BATHROOM FURNITURE

# QUALITY & VERSATILITY

REDEFINING  
THE BATHROOM

---



# KNOW HOW AND PASSION

---

Once again we are delighted to present our new designs...

Established 18 years ago our company has become one of the most respected names in solid wood furniture dedicated to the bathroom.

Our philosophy has not changed: using only natural materials including solid oak, teak, stone and high quality cabinet fittings. In addition we employ the latest skills to create, manufacture and control our production processes.

Our focus on new designs for 2020 continues with the introduction of several collections and it is a testament to our discerning customers who demand these high standards that Line Art creations can be seen across the world.



## LONGEVITY

---

As bathroom furniture made from inferior wood is unsuited to moisture Line Art is extremely careful in the choice of raw material using solid oak and teak for its aesthetic and long lasting qualities. Only 'Blum' high quality hinges and drawer mechanisms are selected together with 'Camar' wall brackets.

## SENSUALITY

---

Sourced from sustainable managed forests, teak and oak are living materials with a sensual feel. The attractive colour and markings of the wood and stone further enhance this natural product. Carefully thought out Line Art furniture is designed to add to the experience of everyday living.

## KNOW HOW

---

Line Art combines traditional techniques and technological innovation to ensure high quality standards in manufacturing. Allowing for the natural movement in the wood due to changes in humidity the furniture is assembled using mortice and tenon joints whilst the shelves and the rear of the units are made from a wood veneer.





## OUR ENVIRONMENTAL POLICY

---

### THE FOREST, OUR RAW MATERIAL

Wood is a natural resource of our planet and our raw material. We all depend on its renewal which is why Line Art is committed to a responsible development approach that starts with the choice of origin of the wood used and continues throughout the various production processes.

### CONTROLLED RESOURCES

The teak and oak that we use is subject to strict worldwide management controls. Line Art uses teak managed by the Indonesian government, established over 150 years ago and FSC® certified. This certification, issued by an independent international body, authorises Line Art to buy, stock and sell from these controlled sources. In addition Line Art also manufactures furniture from recycled teak from buildings that have been demolished...

### RESPONSIBLE ECONOMIC APPROACH

Line ART works continuously on recycling waste during the production processes. For example sawdust is collected to operate the kilns which are used for drying the wood.



# PASSIONATE DESIGN

---

Functionality, form and clean lines are the hallmark of Line Art designs.

For over 18 years the company has created timeless designs from solid wood. Origin for example was created by the Mareel brothers whilst La Cabine was conceived by a newly formed design company called La Function.







# OAK

Oak is one of the most sought after of woods grown in our temperate European climate being both durable and resistant to damage. It is an ideal wood for high quality cabinet making having first been steamed at a high temperature to ensure stability.

**Colour variations and wood graining should not be considered as imperfections as they are part of the charm and natural character of this material.**



12

JAPAN




28

EASY



48


FREE



64

WASHROOM  
BASIN UNITS






16

BRICK



20

MINIMAL



22

ÉCOLOGE



24

BLACKLINE  
✕ NEW ✕

34

AIR




36

STREAMLINE 1 & 2  
✕ NEW ✕

42

BELT



46

BASIC



52

ORIGIN



56

VARIATION



58


NATURE



60

BENCHES  
& STORAGE

66

MIRRORS  
& ACCESSORIES

70

LE VALET



72


LA CABINE

# OAK FINISHES


---

## 9 FINISHES


Line Art offer a choice of 9 oiled finishes. This treatment not only allows the furniture to be customised but also protects it from water splashing and fluctuations in temperature.




CHARCOAL  
CHARCOAL



CHOCOLATE  
CHOCOLAT



SILVER GREY  
SILVER GREY




GREIGE  
GREIGE




NATURAL OIL  
HUILÉ NATUREL



NATURAL  
LIMEWASHED  
CHÊNE NATUREL  
CERUSÉ BLANC



LIMEWASHED  
CHÊNE  
CERUSÉ BLANC



GREY  
GRIS MOYEN



BLACK  
NOIR

Optional intense black finish +10%



## CARE OF YOUR SOLID WOOD

Your solid wood furniture is a unique piece which requires careful and regular cleaning and maintenance with the appropriate products.

Line Art offers 2 types of wood: Teak and Oak.

We recommend the following:

- Avoid leaving liquids on any flat surfaces and wipe water splashes away after use.
- Avoid the use of corrosive or acid based cleaning products.
- Clean the furniture regularly with the appropriate products

## OAK FURNITURE – OILED FINISHES

- For regular cleaning please use a mild soap ref: 0005S.
- For specific maintenance where marks or stains need to be removed we recommend a Tannin remover ref: 0005T.
- When the surface of the wood loses its sheen this can be restored using a finishing oil ref: 0005R

We are unable to accept responsibility if inappropriate cleaning products have been used.



# JAPAN

---





3 SIZES OF BASIN UNITS

OPTION OF 1 OR 2 DRAWERS

OPTION OF WOOD OR STONE  
COUNTERTOPS

CHOICE OF 9 OILED FINISHES



### 1 DRAWER UNIT WITH SHELF

L 104 x D 55 x H 82 cm (unit width 102 cm)

**Ref. 512005**

L 124 x D 55 x H 82 cm (unit width 122 cm)

**Ref. 512010**

Option of 1 or 2 basins



### 2 DRAWER UNIT

L 104 x D 55 x H 82 cm (unit width 102 cm)

**Ref. 512005-1**

L 124 x D 55 x H 82 cm (unit width 122 cm)

**Ref. 512010-1**

Option of 1 or 2 basins

Option of 9 finishes  
Accessories & Storage p60 – 69



Natural oil finish





OAK

JAPAN



### 1 DRAWER UNIT WITH SHELF

L 62 x D 55 x H 82 cm (unit width 60 cm)  
**Ref. 512000**



### 2 DRAWER UNIT

L 62 x D 55 x H 82 cm (unit width 60 cm)  
**Ref. 512000-1**

### BASIN UNIT & BASE COUNTERTOP OPTIONS (LINEAR METRE)




**SOLID OAK**  
 D 55 x H 3 cm  
**Ref. 54061**



**BLUESTONE**  
 D 55 x H 3 cm  
**Ref. 54063**



**EXOTIC BLACK**  
 D 55 x H 3 cm  
**Ref. 54065**



**ANSTRUDE**  
 D 55 x H 3 cm  
**Ref. 54068**



**WHITE CARRARA**  
 D 55 x H 3 cm  
**Ref. 54069**

Option of 9 finishes  
 Accessories & Storage p60-69

# BRICK

---



2 SIZES OF BASIN UNITS WITH DRAWERS WALL HANGING OR BASE MOUNTED  
(3 SIZES OF BASE)

OPTION OF 9 FINISHES AND STONE COUNTERTOPS

2 SIZES OF OPEN STORAGE

BRICK



Natural limewashed finish + intense black base





Natural limewashed finish  
+ intense black base





### OPEN STORAGE

L 30 x P 30 x H 30 cm  
**Ref. 52512**



### OPEN STORAGE (LANDSCAPE OR PORTRAIT)

L 40 x P 30 x H 30 cm  
**Ref. 52513**



### BASIN UNIT WITH 2 DRAWERS

L 60 x D 50 x H 40 cm  
**Ref. 52500**



### BASIN UNIT WITH 2 DRAWERS

L 84 x D 50 x H 40 cm  
**Ref. 52505**

### BASE (OPTION OF WOOD OR STONE TOP)

L 106 x D 48 x H 40 cm  
**Ref. 52560**  
(suggested base top size L 110 x D 52 cm)

L 146 x D 48 x H 40 cm  
**Ref. 52561**  
(suggested base top size L 150 x D 52 cm)

L 196 x D 48 x H 40 cm  
**Ref. 52562**  
(suggested base top size L 200 x D 52 cm)



### BASIN UNIT & BASE COUNTERTOP OPTIONS (LINEAR METRE)




**SOLID OAK**  
D 50 x H 3 cm  
D 52 (base)  
**Ref. 54061-2**



**BLUESTONE**  
D 50 x H 3 cm  
D 52 (base)  
**Ref. 54063-2**



**EXOTIC BLACK**  
D 50 x H 3 cm  
D 52 (base)  
**Ref. 54065-2**



**ANSTRUDE**  
D 50 x H 3 cm  
D 52 (base)  
**Ref. 54068-2**



**WHITE CARRARA**  
D 50 x H 3 cm  
D 52 (base)  
**Ref. 54069-2**

# MINIMAL

---





1 SIZE OF BASIN UNIT WITH DRAWERS

CHOICE OF 9 OILED FINISHES

SOLID SURFACE BASIN AVAILABLE WITH OR WITHOUT TAPHOLE

OAK

MINI-  
MAL



Natural limewashed finish



WALL HANGING BASIN UNIT  
WITH 2 DRAWERS  
AND SOLID SURFACE BASIN

L 101 x D 54 x H 59 cm

**Ref. 52605**

Option of 9 finishes  
Accessories & Storage p60 – 69

# ECOLODGE





2 SIZES OF BASIN UNITS WITH DRAWERS - 1 FINISH BLEACHED SAND  
OPTION OF WOOD OR STONE COUNTERTOPS



2 DRAWER UNIT  
1 FINISH BLEACHED SAND


L 100 x D 52 x H 55 cm  
**Ref. 52400**



2 DRAWER UNIT  
1 FINISH BLEACHED SAND

L 120 x D 52 x H 55 cm  
**Ref. 52405**  
Option of 1 or 2 basins

#### COUNTERTOP OPTIONS FOR BASIN UNITS (LINEAR METRE)



SOLID OAK

**Ref. 52450**  
L 101 x D 52 x H 3 cm  
**Ref. 52455**  
L 121 x D 52 x H 3 cm




BLUESTONE

D 52 x H 3 cm  
**Ref. 54063**



EXOTIC BLACK

D 52 x H 3 cm  
**Ref. 54065**



ANSTRUDE

D 52 x H 3 cm  
**Ref. 54068**



WHITE CARRARA

D 52 x H 3 cm  
**Ref. 54069**

**1 Finish bleached sand**

Accessories & Storage p60 – 69


# BLACKLINE

---





2 SIZES OF BASIN UNITS WITH DRAWER  
OPTION OF 9 OILED FINISHES  
BASIN UNIT WITH BLACK METAL FRAME



BLACK-  
LINE



#### BASIN UNIT WITH 1 DRAWER & SHELF

L109 x P46 x H81cm  
(unit dimensions L101 x P42 x H81cm)  
**Ref. 5.13.005**



#### BASIN UNIT WITH 1 DRAWER & SHELF

L129 x P46 x H81cm  
(unit dimensions L121 x P42 x H81cm)  
**Ref. 5.13.010**

Option of 9 finishes



Natural oil finish

OAK

BLACK-  
LINE

# EASY







3 SIZES OF BASIN UNITS WITH DRAWERS

OPTION OF 9 OILED FINISHES

OPTION OF 2 DRAWERS WITH SHELF OR 3 DRAWERS

OPTION OF CERAMIC BASIN OR COUNTERTOP

IN WOOD OR STONE

OPTION OF WHITE LACQUER DRAWER FRONTS



2 DRAWER UNIT  
WITH SINGLE CERAMIC BASIN

L 80 x D 46,5 x H 88,5 cm

**Ref. 52200**

L 100 x D 46,5 x H 88,5 cm

**Ref. 52201**



3 DRAWER UNIT  
WITH SINGLE CERAMIC BASIN

L 80 x D 46,5 x H 88,5 cm

**Ref. 52205**

L 100 x D 46,5 x H 88,5 cm

**Ref. 52206**



2 DRAWER UNIT  
WITH DOUBLE CERAMIC BASIN

L 120 x D 46,5 x H 88,5 cm

**Ref. 52202**



3 DRAWER UNIT  
WITH DOUBLE CERAMIC BASIN

L 120 x D 46,5 x H 88,5 cm

**Ref. 52207**





2 DRAWER UNIT  
WITH SINGLE CERAMIC BASIN,  
WHITE LACQUER DRAWER FRONTS

L 80 x D 46,5 x H 88,5 cm  
**Ref. 52200-2**

L 100 x D 46,5 x H 88,5 cm  
**Ref. 52201-2**



3 DRAWER UNIT  
WITH SINGLE CERAMIC BASIN,  
WHITE LACQUER DRAWER FRONTS

L 80 x D 46,5 x H 88,5 cm  
**Ref. 52205-2**

L 100 x D 46,5 x H 88,5 cm  
**Ref. 52206-2**



2 DRAWER UNIT  
WITH DOUBLE CERAMIC BASIN,  
WHITE LACQUER DRAWER FRONTS

L 120 x D 46,5 x H 88,5 cm  
**Ref. 52202-2**



3 DRAWER UNIT  
WITH DOUBLE CERAMIC BASIN,  
WHITE LACQUER DRAWER FRONTS

L 120 x D 46,5 x H 88,5 cm  
**Ref. 52207-2**



2 DRAWER UNIT  
WITHOUT CERAMIC BASIN  
OAK OR STONE COUNTERTOP REQUIRED

L 80 x D 45 x H 83 cm

**Ref. 52200-1**

L 100 x D 45 x H 83 cm

**Ref. 52201-1**



3 DRAWER UNIT  
WITHOUT CERAMIC BASIN  
OAK OR STONE COUNTERTOP REQUIRED

L 80 x D 45 x H 83 cm

**Ref. 52205-1**

L 100 x D 45 x H 83 cm

**Ref. 52206-1**

2 DRAWER UNIT  
WITHOUT CERAMIC BASIN

L 120 x D 45 x H 83 cm

**Ref. 52202-1**

3 DRAWER UNIT  
WITHOUT CERAMIC BASIN

L 120 x D 45 x H 83 cm

**Ref. 52207-1**



Natural oil finish





BASIN UNIT OAK WITH  
2 DRAWERS WHITE LACQUER  
DRAWER FRONTS, OAK OR STONE  
COUNTERTOP REQUIRED

L 80 x D 45 x H 83 cm

**Ref. 52200-3**

L 100 x D 45 x H 83 cm

**Ref. 52201-3**



BASIN UNIT OAK WITH  
3 DRAWERS WHITE LACQUER  
DRAWER FRONTS, OAK OR STONE  
COUNTERTOP REQUIRED

L 80 x D 45 x H 83 cm

**Ref. 52205-3**

L 100 x D 45 x H 83 cm

**Ref. 52206-3**

BASIN UNIT OAK WITH  
2 DRAWERS WHITE LACQUER  
DRAWER FRONTS, OAK OR STONE  
COUNTERTOP REQUIRED

L 120 x D 45 x H 83 cm

**Ref. 52202-3**

BASIN UNIT OAK WITH  
3 DRAWERS WHITE LACQUER  
DRAWER FRONTS, OAK OR STONE  
COUNTERTOP REQUIRED

L 120 x D 45 x H 83 cm

**Ref. 52207-3**

#### COUNTERTOP OPTIONS FOR BASIN UNITS (LINEAR METRE)




SOLID OAK  
D 46 x H 3 cm  
**Ref. 54062**



BLUESTONE  
D 46 x H 3 cm  
**Ref. 54063-1**



EXOTIC BLACK  
D 46 x H 3 cm  
**Ref. 54065-1**



ANSTRUDE  
D 46 x H 3 cm  
**Ref. 54068-1**



WHITE CARRARA  
D 46 x H 3 cm  
**Ref. 54069-1**

# AIR



- 4 COUNTERTOP SIZES
- CHOICE OF 9 OILED FINISHES
- 3 SIZES OF DRAWER STORAGE
- REMOVABLE STORAGE INCLUDED



## BASIN UNIT IN SOLID OAK

L 90 x D 50 x H 12 cm

**Ref. 59000**

L 120 x D 50 x H 12 cm

**Ref. 59005**

L 140 x P 50 x H 12 cm

**Ref. 59020**

L 160 x D 50 x H 12 cm

**Ref. 59010**

L 180 x D 50 x H 12 cm

**Ref. 59015**



## STORAGE UNIT WITH 1 DRAWER REMOVABLE STORAGE INCLUDED

L 75 x D 30 x H 25 cm

**Ref. 59510**

L 90 x D 50 x H 27 cm


**Ref. 59500**



## STORAGE UNIT WITH 2 DRAWERS REMOVABLE STORAGE INCLUDED

L 120 x D 50 x H 27 cm

**Ref. 59515**



# STREAMLINE



3 SIZES OF BASIN UNITS WITH DRAWERS

OPTION OF CERAMIC BASIN OR COUNTERTOP IN WOOD OR STONE

CHOICE OF 9 OILED FINISHES

OPTION OF WHITE LACQUER DRAWER FRONTS





## 2 DRAWER UNIT WITH CERAMIC BASIN WITH 1 TAPHOLE

L 80 x D 46 x H 50 cm

**Ref. 11000**

L 100 x D 46 x H 50 cm

**Ref. 11005**

## WITHOUT BASIN OAK OR STONE COUNTERTOP REQUIRED

L 80 x D 46 x H 50 cm

**Ref. 11001**

L 100 x D 46 x H 50 cm

**Ref. 11006**



## 2 DRAWER UNIT WITH CERAMIC BASIN WITH 1 TAPHOLE AND WHITE LACQUER DRAWER FRONTS

L 80 x D 46 x H 50 cm

**Ref. 11000-1**

L 100 x D 46 x H 50 cm

**Ref. 11005-1**

## WITHOUT BASIN OAK OR STONE COUNTERTOP REQUIRED

L 80 x D 46 x H 50 cm

**Ref. 11001-1**

L 100 x D 46 x H 50 cm

**Ref. 11006-1**



## 4 DRAWER UNIT WITH DOUBLE CERAMIC BASIN WITH 2 TAPHOLES

L 120 x D 46 x H 50 cm

**Ref. 11010**

## WITHOUT BASIN OAK OR STONE COUNTERTOP REQUIRED

L 120 x D 46 x H 50 cm

**Ref. 11011**



## 4 DRAWER UNIT WITH DOUBLE CERAMIC BASIN WITH 2 TAPHOLES AND WHITE LACQUER DRAWER FRONTS

L 120 x D 46 x H 50 cm

**Ref. 11010-1**

## WITHOUT BASIN OAK OR STONE COUNTERTOP REQUIRED

L 120 x D 46 x H 50 cm

**Ref. 11011-1**



Option of 9 finishes  
Accessories & Storage p60 – 69

OAK

STREAM-  
LINE

# STREAMLINE 2

---





3 SIZES OF BASIN UNITS WITH DRAWERS

OPTION OF CERAMIC BASIN OR COUNTERTOP IN WOOD OR STONE

CHOICE OF 9 OILED FINISHES

OPTION OF WHITE OR BLACK METAL BASE

OPTION OF WHITE LACQUER DRAWER FRONTS



### 2 DRAWER UNIT WITH CERAMIC BASIN WITH 1 TAPHOLE

L 80 x D 46 x H 50 cm

**Ref. 11000**

L 100 x D 46 x H 50 cm

**Ref. 11005**

### WITHOUT BASIN OAK OR STONE COUNTERTOP REQUIRED

L 80 x D 46 x H 50 cm

**Ref. 11001**

L 100 x D 46 x H 50 cm

**Ref. 11006**

### METAL BASE

#### WHITE

Base 80 cm

**Ref. 5.11.100-WM**

Base 100 cm

**Ref. 5.11.105-WM**

#### BLACK

Base 80 cm

**Ref. 5.11.100-BM**

Base 100 cm

**Ref. 5.11.105-BM**



### 4 DRAWER UNIT WITH DOUBLE CERAMIC BASIN WITH 2 TAPHOLES

L 120 x D 46 x H 50 cm

**Ref. 11010**

### WITHOUT BASIN OAK OR STONE COUNTERTOP REQUIRED

L 120 x D 46 x H 50 cm

**Ref. 11011**

### METAL BASE

#### WHITE

Base 120 cm

**Ref. 5.11.110-WM**

#### BLACK

Base 120 cm

**Ref. 5.11.110-BM**

### COUNTERTOP OPTIONS FOR BASIN UNITS (LINEAR METRE)



#### SOLID OAK

D 46 x H 3 cm

**Ref. 54062**



#### BLUESTONE

D 46 x H 3 cm


**Ref. 54063-1**



#### EXOTIC BLACK

D 46 x H 3 cm

**Ref. 54065-1**



#### ANSTRUDE

D 46 x H 3 cm

**Ref. 54068-1**



#### WHITE CARRARA

D 46 x H 3 cm

**Ref. 54069-1**





2 DRAWER UNIT WITH  
CERAMIC BASIN WITH 1 TAPHOLE  
AND WHITE LACQUER DRAWER FRONTS

L 80 x D 46 x H 50 cm

**Ref. 11000-1**

L 100 x D 46 x H 50 cm

**Ref. 11005-1**

WITHOUT BASIN  
OAK OR STONE COUNTERTOP REQUIRED

L 80 x D 46 x H 50 cm

**Ref. 11001-1**

L 100 x D 46 x H 50 cm

**Ref. 11006-1**

## METAL BASE

### WHITE

Base 80 cm

**Ref. 5.11.100-WM**

Base 100 cm

**Ref. 5.11.105-WM**

### BLACK

Base 80 cm

**Ref. 5.11.100-BM**

Base 100 cm

**Ref. 5.11.105-BM**



4 DRAWER UNIT WITH  
DOUBLE CERAMIC BASIN  
WITH 2 TAPHOLES  
AND WHITE LACQUER DRAWER FRONTS

L 120 x D 46 x H 50 cm

**Ref. 11010-1**

WITHOUT BASIN  
OAK OR STONE COUNTERTOP REQUIRED

L 120 x D 46 x H 50 cm

**Ref. 11011-1**

## METAL BASE

### WHITE

Base 120 cm

**Ref. 5.11.110-WM**

### BLACK

Base 120 cm

**Ref. 5.11.110-BM**

# BELT



Natural oil finish



4 SIZES OF BASIN UNITS WITH DRAWERS  
WALL HANGING OR FLOOR STANDING  
BASIN UNIT WITH BLACK METAL FRAME  
CHOICE OF 9 OILED FINISHES



## 2 DRAWER WALL HANGING BASIN UNIT

L 94 x D 52 x H 55 cm  
(unit size L 80 x D 52 x H 55 cm)

**Ref. 10000-1**

L 114 x D 52 x H 55 cm  
(unit size L 100 x D 52 x H 55 cm)

**Ref. 10005-1**

L 134 x D 52 x H 55 cm  
(unit size L 120 x D 52 x H 55 cm) 1 or 2 basins

**Ref. 10010-1**



## 4 DRAWER WALL HANGING BASIN UNIT

L 154 x D 52 x H 55 cm  
(unit size L 140 x D 52 x H 55 cm)

**Ref. 10015-1**



## 2 DRAWER FLOOR STANDING BASIN UNIT

L 94 x D 52 x H 81 cm  
(unit size L 80 x D 52 x H 55 cm)

**Ref. 10001-1**

L 114 x D 52 x H 81 cm  
(unit size L 100 x D 52 x H 55 cm)

**Ref. 10006-1**

L 134 x D 52 x H 81 cm  
(unit size L 120 x D 52 x H 55 cm) 1 or 2 basins

**Ref. 10011-1**



## 4 DRAWER FLOOR STANDING BASIN UNIT

L 154 x D 52 x H 81 cm  
(unit size L 140 x D 52 x H 55 cm)

**Ref. 10021-1**

OAK

BELT



Natural limewashed finish





## 4 SIZES OF BASIN UNITS WITH DRAWERS

WALL HANGING OR FLOOR STANDING BASIN UNIT WITH WHITE METAL FRAME

CHOICE OF 9 OILED FINISHES



### 2 DRAWER WALL HANGING BASIN UNIT MATT WHITE

L 94 x D 52 x H 55 cm  
(unit size L 80 x D 52 x H 55 cm)

**Ref. 10000-2**

L 114 x D 52 x H 55 cm  
(unit size L 100 x D 52 x H 55 cm)

**Ref. 10005-2**

L 134 x D 52 x H 55 cm  
(unit size L 120 x D 52 x H 55 cm) 1 or 2 basins

**Ref. 10010-2**



### 4 DRAWER WALL HANGING BASIN UNIT MATT WHITE

L 154 x D 52 x H 55 cm  
(unit size L 140 x D 52 x H 55 cm)

**Ref. 10015-2**



### 2 DRAWER FLOOR STANDING BASIN UNIT MATT WHITE

L 94 x D 52 x H 81 cm  
(unit size L 80 x D 52 x H 55 cm)


**Ref. 10001-2**

L 114 x D 52 x H 81 cm  
(unit size L 100 x D 52 x H 55 cm)

**Ref. 10006-2**

L 134 x D 52 x H 81 cm  
(unit size L 120 x D 52 x H 55 cm) 1 or 2 basins

**Ref 10011-2**



### 4 DRAWER FLOOR STANDING BASIN UNIT MATT WHITE

L 154 x D 52 x H 81 cm  
(unit size L 140 x D 52 x H 55 cm)

**Ref. 10016-2**



Option of 9 finishes  
Accessories & Storage p60 – 69

OAK

BELT

# BASIC



## 3 SIZES OF BASIN UNITS WITH DRAWERS

BASIN INCLUDED (2 COLOURS)

CHOICE OF 9 OILED FINISHES

REMOVABLE STORAGE INCLUDED



1 DRAWER UNIT WITH WHITE  
CERAMIC BASIN INCLUDED  
AVAILABLE WITH OR WITHOUT TAPHOLE

L 56 x D 42 x H 47,5 cm - **Ref. 55000**



1 DRAWER UNIT WITH MATT BLACK  
CERAMIC BASIN INCLUDED  
AVAILABLE WITH OR WITHOUT TAPHOLE

L 56 x D 42 x H 47,5 cm - **Ref. 55000NM**



1 DRAWER UNIT WITH WHITE  
CERAMIC BASIN INCLUDED  
AVAILABLE WITH OR WITHOUT TAPHOLE

L 80 x D 42 x H 47,5 cm - **Ref. 55005**



1 DRAWER UNIT WITH MATT BLACK  
CERAMIC BASIN INCLUDED  
AVAILABLE WITH OR WITHOUT TAPHOLE

L 80 x D 42 x H 47,5 cm - **Ref. 55005NM**



1 DRAWER UNIT WITH WHITE  
CERAMIC BASIN INCLUDED  
(OPTION OF 1 CENTRAL TAPHOLE  
OR 2 EACH SIDE)

L 110 x D 42 x H 47,5 cm - **Ref. 55010**



1 DRAWER UNIT WITH MATT BLACK  
CERAMIC BASIN INCLUDED  
(OPTION OF 1 CENTRAL TAPHOLE  
OR 2 EACH SIDE)

L 110 x D 42 x H 47,5 cm - **Ref. 55010NM**

FREE



Limewashed finish







CHARCOAL



3 SIZES OF BASIN UNITS WITH DOORS - CHOICE OF 9 OILED FINISHES  
TO BE COMPLETED WITH: 2 DOORS (CHOICE OF 7 DESIGNS)  
COUNTERTOP IN OAK OR STONE  
OPTIONAL BASE IN OAK OR WHITE METAL

# BASIN UNITS & COLUMN

## WALL HANGING OR WITH BASE



To be ordered with 2 doors  
Optional base available  
L 80 x D 55 x H 56 cm  
**Ref. 54000**



To be ordered with 2 doors  
Optional base available  
L 101 x D 55 x H 56 cm  
**Ref. 54005**



To be ordered with 2 doors - Optional base available  
L 120 x D 55 x H 56 cm  
**Ref. 54010**

To be ordered with 1 door  
Optional base available  
L 44 x D 40 x H 160 cm  
**Ref. 54050**



### COUNTERTOP OPTIONS FOR BASIN UNITS (LINEAR METRE)



**SOLID OAK**  
D 55 x H 3 cm  
**Ref. 54061**




**BLUESTONE**  
D 55 x H 3 cm  
**Ref. 54063**



**EXOTIC BLACK**  
D 55 x H 3 cm  
**Ref. 54065**



**ANSTRUDE**  
D 55 x H 3 cm  
**Ref. 54068**



**WHITE CARRARA**  
D 55 x H 3 cm  
**Ref. 54069**




# DOORS



Ref. CBTR-1 > Ref. 54000    Ref. CBTR-3 > Ref. 54010  
Ref. CBTR-2 > Ref. 54005    Ref. CBTR-4 > Ref. 54050




Ref. COBT-1 > Ref. 54000    Ref. COBT-3 > Ref. 54010  
Ref. COBT-2 > Ref. 54005    Ref. COBT-4 > Ref. 54050




Ref. CBTS-1 > Ref. 54000    Ref. CBTS-3 > Ref. 54010  
Ref. CBTS-2 > Ref. 54005    Ref. CBTS-4 > Ref. 54050



Ref. CBTO-1 > Ref. 54000    Ref. CBTO-3 > Ref. 54010  
Ref. CBTO-2 > Ref. 54005    Ref. CBTO-4 > Ref. 54050



Ref. CBTB-1 > Ref. 54000    Ref. CBTB-3 > Ref. 54010  
Ref. CBTB-2 > Ref. 54005    Ref. CBTB-4 > Ref. 54050



Ref. CBTC-1 > Ref. 54000    Ref. CBTC-3 > Ref. 54010  
Ref. CBTC-2 > Ref. 54005    Ref. CBTC-4 > Ref. 54050



Ref. CCBT-1 > Ref. 54000    Ref. CCBT-3 > Ref. 54010  
Ref. CCBT-2 > Ref. 54005    Ref. CCBT-4 > Ref. 54050

## BASE HEIGHT 20 CM SECTION 5 CM



Ref. 54000-1 > Ref. 54000    Ref. 54010-1 > Ref. 54010  
Ref. 54005-1 > Ref. 54005    Ref. 54050-1 > Ref. 54050



Ref. 54000-2 > Ref. 54000    Ref. 54010-2 > Ref. 54010  
Ref. 54005-2 > Ref. 54005    Ref. 54050-2 > Ref. 54050

OAK

FREE

Option of 9 finishes  
Accessories & Storage p60 – 69

# ORIGIN







Natural limewashed finish



4 SIZES OF BASIN UNITS (WITH OR WITHOUT DOORS)  
CHOICE OF 9 OILED FINISHES  
TO BE COMPLETED WITH COUNTERTOP IN OAK OR STONE  
OPTIONAL SEAGRASS OR RATTAN BASKETS

## 1 BASIN UNITS



UNIT WITH DOOR  
L 65 x D 55 x H 75 cm  
**Ref. 52000**



UNIT WITHOUT DOOR  
L 65 x D 55 x H 75 cm  
**Ref. 52001**



UNIT WITH DOOR  
L 101 x D 55 x H 75 cm  
**Ref. 52005**



UNIT WITHOUT DOOR  
L 101 x D 55 x H 75 cm  
**Ref. 52006**

---

### COUNTERTOP OPTIONS FOR BASIN UNITS (LINEAR METRE)




SOLID OAK  
D 55 x H 3 cm  
**Ref. 54061**




BLUESTONE  
D 55 x H 3 cm  
**Ref. 54063**



EXOTIC BLACK  
D 55 x H 3 cm  
**Ref. 54065**



ANSTRUDE  
D 55 x H 3 cm  
**Ref. 54068**



WHITE  
CARRARA  
D 55 x H 3 cm  
**Ref. 54069**



OAK

## 2 BASIN UNITS

ORIGIN



UNIT WITH 2 DOORS  
L 133 x D 55 x H 75 cm  
**Ref. 52010**



UNIT WITHOUT DOOR  
L 133 x D 55 x H 75 cm  
**Ref. 52011**



UNIT WITH 2 DOORS  
L 165 x D 55 x H 75 cm  
**Ref. 52012**



UNIT WITHOUT DOOR  
L 165 x D 55 x H 75 cm  
**Ref. 52013**



Option of 9 finishes  
Accessories & Storage p60 – 69

# VARIATION

## BY ORIGIN



Natural limewashed finish

4 SIZES OF BASIN UNITS

CHOICE OF 5 DOOR DESIGNS

TO BE COMPLETED WITH OAK OR STONE COUNTERTOPS

OPTIONAL SEAGRASS OR RATTAN BASKETS





# 1 BASIN UNITS

TO BE COMPLETED WITH 1 DOOR



UNIT WITH 1 DOOR  
L 65 x D 55 x H 75 cm  
**Ref. 52000-1**



UNIT WITH 1 DOOR  
L 101 x D 55 x H 75 cm  
**Ref. 52005-1**

# 2 BASIN UNITS

TO BE COMPLETED WITH 2 DOORS



UNIT WITH 2 DOORS  
L 133 x D 55 x H 75 cm  
**Ref. 52010-1**



UNIT WITH 2 DOORS  
L 165 x D 55 x H 75 cm  
**Ref. 52012-1**

## DOORS



Ref. 52000 BTS > 52000-1  
Ref. 52005 BTS > 52005-1  
Ref. 52010 BTS > 52010-1  
Ref. 52012 BTS > 52012-1  
Ref. 54050 BTS > 54050



Ref. 52000 BTO > 52000-1  
Ref. 52005 BTO > 52005-1  
Ref. 52010 BTO > 52010-1  
Ref. 52012 BTO > 52012-1  
Ref. 54050 BTO > 54050




Ref. 52000 BTB > 52000-1  
Ref. 52005 BTB > 52005-1  
Ref. 52010 BTB > 52010-1  
Ref. 52012 BTB > 52012-1  
Ref. 54050 BTB > 54050



Ref. 52000 BTR > 52000-1  
Ref. 52005 BTR > 52005-1  
Ref. 52010 BTR > 52010-1  
Ref. 52012 BTR > 52012-1  
Ref. 54050 BTR > 54050



Ref. 52000 BT > 52000-1  
Ref. 52005 BT > 52005-1  
Ref. 52010 BT > 52010-1  
Ref. 52012 BT > 52012-1  
Ref. 54050 BT > 54050



## COLUMN STORAGE

To be ordered with 1 door  
Optional base available  
Option of left or right hand hinges  
L 44 x D 40 x H 160 cm  
**Ref. 54050**

Base H20 cm  
**Ref. 54050-1 > Ref. 54050**

Option of 9 finishes  
Accessories & Storage p60 – 69

OAK

VARIATION

# NATURE



Natural oil finish

COUNTERTOP CUSTOM MADE IN SOLID OAK  
OPTION OF STAINLESS STEEL WALL BRACKETS  
AVAILABLE ALSO IN BLACK OR WHITE LACQUER FINISH

# COUNTERTOP MADE TO MEASURE



COUNTERTOP IN SOLID OAK PER LINEAR METRE (MAXIMUM 2M)

D 52,5 x H 4 cm


**Ref. 7015C**



OAK

## WALL BRACKETS UP TO A WIDTH OF 1.20 METRES

NATURE



STAINLESS STEEL WALL  
BRACKET/PAIR

D 52 x H 20 cm

**Ref. 7011**



STAINLESS STEEL WALL  
BRACKET IN BLACK/PAIR

D 52 x H 20 cm

**Ref. 7016**




STAINLESS STEEL WALL  
BRACKET IN WHITE/PAIR

D 52 x H 20 cm

**Ref. 7013**


## ABOVE A WIDTH OF 1.20 METRES



STAINLESS STEEL WALL  
BRACKET/PAIR

D 52 x H 27 cm


**Ref. 7012**



STAINLESS STEEL WALL  
BRACKET IN BLACK/PAIR

D 52 x H 27 cm

**Ref. 7017**



STAINLESS STEEL WALL  
BRACKET IN WHITE/PAIR

D 52 x H 27 cm

**Ref. 7014**



## SHELVING



L 90 x D 18 x H 0,5 cm - **Ref. 53110**

L 120 x D 18 x H 0,5 cm - **Ref. 53111**



L 65 x D 15 x H 25 cm

**Ref. 53104**



LINEAR METRE

Max L 200 x D 15 x H 7 cm

**Ref. 53100NR**



## BENCHES



L 60 x D 30 x H 45 cm  
**Ref. 52025**



L 100 x D 30 x H 45 cm  
**Ref. 52026**

## COLUMNS



**STREAMLINE  
1 DOOR**  
L 40 x D 34  
x H 100 cm  
**Ref. 11050**


\* Left or right  
hand hinges  
to be specified.



**STREAMLINE  
WITH 1  
WHITE  
LACQUER  
DOOR**

**Ref. 11050-1**

\* Left or right  
hand hinges  
to be specified.



**1 DOOR  
COLUMN**  
L 42.4 x D 40.8  
x H 187.8 cm  
**Ref. 52020**



**SHELVING  
UNIT**  
L 45 x D 45  
x H 200 cm  
**Ref. 50600**



**WALL  
HANGING  
COLUMN**  
L 40 x D 36  
x H 180 cm  
**Ref. 56020**

\* Left or right  
hand hinges  
to be specified.



**WALL  
HANGING  
COLUMN  
WHITE  
LACQUER  
DOORS**

L 40 x D 36  
x H 180 cm  
**Ref. 56020-1**

\* Left or right  
hand hinges  
to be specified.



**BASE for ref. 56020**  
L 40 x D 36 x H 25 cm  
**Ref. 56021**



## STORAGE UNITS



WALL STORAGE  
L 30 x D 15 x H 30 cm  
**Ref. 55106**



STORAGE UNIT WITH DRAWER  
L 75 x D 30 x H 25 cm  
**Ref. 59510**  
L 90 x D 50 x H 27 cm  
**Ref. 59500**  
L 120 x D 50 x H 27 cm  
**Ref. 59515**



L 61 x D 39,2 x H 86 cm  
**Ref. 52021**



L 61 x D 39,2 x H 86 cm  
**Ref. 52022**



L 111 x D 39,2 x H 86 cm  
**Ref. 52021-2**



L 111 x D 39,2 x H 86 cm  
**Ref. 52022-2**

#### COUNTERTOP OPTIONS FOR STORAGE UNITS (LINEAR METRE)




**SOLID OAK**  
D 39,2 x H 3 cm



**BLUESTONE**  
D 39,2 x H 3 cm



**EXOTIC BLACK**  
D 39,2 x H 3 cm



**ANSTRUDE**  
D 39,2 x H 3 cm



**WHITE CARRARA**  
D 39,2 x H 3 cm

FOR REF. 52021, 52022, 52021-2, 52022-2

**Ref. 54071P**

**Ref. 54073**

**Ref. 54075**

**Ref. 54079**

**Ref. 54078**

# WASHROOM BASIN UNITS



L 40 x D 20 x H 10 cm  
WALL MOUNTED BASIN UNIT

(OPTIONAL BASIN & TAP)

**Ref. 56014**

WITH WHITE BASIN

Ref. 0004 drilled hole included

**Ref. 56014-1**

WITH BLACK BASIN

Ref. 0004nm drilled hole included

**Ref. 56014-2**

L 32,5 x D 27 x H 50 cm  
WALL MOUNTED BASIN UNIT

**Ref. 56015**

WITH WHITE BASIN

ref. 0007 drilled hole included

**Ref. 56015-1**

WITH BLACK BASIN

ref. 0007NM drilled hole included

**Ref. 56015-2**





OAK

CLOAK  
-ROOM



L 40 x D 34 x H 75 cm  
UNIT WITH DOOR

WOOD COUNTERTOP WITHOUT BASIN  
**Ref. 52016**

STONE COUNTERTOP WITHOUT BASIN  
**Ref. 52016P**

WOOD COUNTERTOP + WHITE BASIN  
ref. 0015 drilled hole included  
**Ref. 52016-1**

WOOD COUNTERTOP + BLACK BASIN  
ref. 0015NM drilled hole included  
**Ref. 52016-2**

STONE COUNTERTOP + WHITE BASIN  
ref. 0015 drilled hole included  
**Ref. 52016P-1**

STONE COUNTERTOP + BLACK BASIN  
ref. 0015NM drilled hole included  
**Ref. 52016P-2**



L 40 x D 40 x H 13 cm  
WALL MOUNTED CORNER  
BASIN UNIT

WITHOUT BASIN  
**Ref. 52018**

WITH WHITE BASIN  
ref. 0015 drilled hole included  
**Ref. 52018-1**

WITH BLACK BASIN  
ref. 0015nm drilled hole included  
**Ref. 52018-2**

Option of 9 finishes  
Accessories & Storage p60 – 69



## BATHROOM CABINETS



BATHROOM  
CABINET

L 65 x D 16 x H 80 cm  
**Ref. 0065**

## MIRRORS



L 40 x H 70 cm (frame 6 cm)

**Ref. 0050**

L 50 x H 70 cm (frame 6 cm)

**Ref. 0051**

L 65 x H 90 cm (frame 7,5 cm)

**Ref. 0052**

L 90 x H 90 cm (frame 7,5 cm)

**Ref. 0053**

L 101 x H 90 cm (frame 8,5 cm)

**Ref. 0054**

L 120 x H 90 cm (frame 8,5 cm)

**Ref. 0055**

L 133 x H 90 cm (frame 8,5 cm)

**Ref. 0056**

L 165 x H 90 cm (frame 8,5 cm)

**Ref. 0057**

L 200 x H 100 cm (frame 10 cm)

**Ref. 0058**

L 80 x H 90 cm (frame 7,5 cm)

**Ref. 0059**

L 110 x H 90 cm (frame 7,5 cm)

**Ref. 0060**

# THIN FRAMED MIRRORS

OAK

MIRRORS

L 50 x H 65 cm - **Ref. 0121**

L 80 x H 65 cm - **Ref. 0122**

L 100 x H 65 cm - **Ref. 0123**

L 120 x H 65 cm - **Ref. 0124**



L 90 x H 60 cm

**Ref. 0113**

Frame depth 7 cm



ROUND MIRROR

Ø 50 CM - **Ref. 0134**

Ø 80 CM - **Ref. 0136**

Ø 100 CM - **Ref. 0138**

Ø 120 CM - **Ref. 0139**



L 80 x H 70 cm

**Ref. 0061**

\* ALL MIRRORS ARE SUITABLE TO BE  
POSITIONED LANDSCAPE OR PORTRAIT

Option of 9 finishes  
Accessories & Storage p60 – 69

# MIRROR LIGHTS

## SCREW FIXING



BRUSHED ALUMINIUM  
SATIN FINISH  
25W - HALOGEN

L 26 cm  
**Ref. 0040**



POLISHED CHROME  
25W - HALOGEN

**Ref. 0042**



BRUSHED ALUMINIUM  
MATT FINISH  
8W - 90 LEDS

L 50 cm  
**Ref. 0043**

\* transformer included



BRUSHED ALUMINIUM  
MATT FINISH  
9W - 108 LEDS

L 60 cm  
**Ref. 0044**

\* transformer included

---

# TOWEL RAILS



WALL TOWEL RAIL - SINGLE

L 50 x D 13 x H 3/5 cm  
**Ref. 53031**



WALL TOWEL RAIL - DOUBLE

L 80 x D 20 x H 3/5 cm  
**Ref. 53033**



## BASKETS



L 17 x D 35,5 x H 16.5 cm

**Ref. 2054**

For Ref. 52005 / 52006 / 52010 /  
52011 / 52020



L 44 x D 35,5 x H 16.5 cm

**Ref. 2055**

For Ref. 52012 / 52013 / 52021 /  
52022 / 52021-2 / 52022-2



L 17 x D 35,5 x H 16.5 cm

**Ref. 2050**

For Ref. 52005 / 52006 / 52010 /  
52011 / 52020



L 44 x D 35,5 x H 16.5 cm

**Ref. 2051**

For Ref. 52012 / 52013 / 52021 /  
52022 / 52021-2 / 52022-2

---

## SHOWER BOARDS



L 60 x D 50 x H 3 cm

**Ref. 53034**

# LE VALET

---



ON ONE SIDE A MIRROR WITH INTEGRATED SOLID WOOD SHELF,  
A PLACE TO LEAVE YOUR VALUABLES OR THE CONTENTS OF YOUR POCKETS.

ON THE REVERSE SIDE ARE ROBE HOOKS FOR HANGING CLOTHES,  
LAUNDRY OR ACCESSORIES.

MADE ENTIRELY FROM SOLID OAK THE MIRROR AND ROBE HOOKS ARE SUSPENDED  
BY LEATHER STRAPS COMPLEMENTING VIRTUALLY ANY INTERIOR DESIGN.

## SOLID OAK VALET

CONSISTING OF A MIRROR, SHELF AND ROBE HOOKS

Dimensions (open) 84,5 x 84,5 x H200 cm (without feet)  
H204,5 cm (with feet)

**Ref. 53200**

LE  
VALET



### MINI-VALET IN OAK CONSISTING

OF 1 MIRROR, 1 SHELF & 2 ROBE HOOKS

2 MODULES - L 50 cm

Open: L 100 x 190 cm

LADDER STORAGE TO LEFT - **Ref. 53210G**

LADDER STORAGE TO RIGHT - **Ref. 53210D**

3 MODULES - L 50 cm

Open: L 150 x H 190 cm

**Ref. 53205**

4 MODULES - L 50 cm

Open: L 200 x H 190 cm

**Ref. 53206**



2 MODULES



3 MODULES



4 MODULES

Option of 9 finishes  
Accessories & Storage p60 – 69

# LA CABINE



MODEL 1



MODEL 2



\* For la cabine, please use the tap minitek ref. L21





'LA CABINE' TRANSFORMS THE TRADITIONAL  
CONCEPT OF A BATHROOM.  
THIS SOLID WOOD FURNITURE IS  
AN IDEAL SELF CONTAINED SOLUTION EITHER FOR BATHROOMS  
OR BEDROOMS WHERE SPACE IS AT A PREMIUM.

OAK

LA  
CABINE



1 SIZE

CHOICE OF 9 OILED FINISHES

OPTION OF 2 DOOR DESIGNS

WALL HANGING  
OR FREESTANDING

## 2 DOOR MODEL 1

Wall option (without mirror on the rear) in solid oak,  
Including 2 doors for accessories,  
basin unit with 3 drawers  
and 1 white ceramic basin (without taps)  
L 80 x D 64 x H 210 cm

**Ref. 58100**

## 2 DOOR MODEL 1

Freestanding option (with mirror on the rear) in solid oak,  
Including 2 doors for accessories,  
basin unit with 3 drawers  
and 1 white ceramic basin (without taps)  
L 80 x D 64 x H 210 cm

**Ref. 58101**

## 2 DOOR MODEL 2

Wall option (without mirror on the rear) in solid oak,  
Including 2 doors for accessories,  
basin unit with 3 drawers and  
1 white ceramic basin (without taps)  
L 80 x D 64 x H 210 cm

**Ref. 58100-1**

## 2 DOOR MODEL 2

Freestanding option (with mirror on the rear) in solid oak,  
Including 2 doors for accessories,  
basin unit with 3 drawers  
and 1 white ceramic basin (without taps)  
L 80 x D 64 x H 210 cm

**Ref. 58101-1**



# TEAK

---


Renowned for its timeless beauty teak is one of the most durable of tropical hardwoods. It is a wood that graces the finest yachts chosen not only for its appearance but also for its water resistant qualities even under the most extreme conditions. Unlike other woods teak naturally contains its own oil making it the ideal choice for the bathroom.

**Colour variations and wood graining should not be considered as imperfections as they are part of the charm and natural character of this material.**



**78**

AIR



**80**

STREAMLINE 1 & 2  
× NEW ×




**86**

ORIGIN




**90**

VARIATION




**92**

CUBE



**98**

URBAN 1 & 2  
× NEW ×



**102**

NOMAD




**104**

NATURE



**106**

BENCHES  
& STORAGE



**108**

WASHROOM  
BASIN UNITS



**110**

MIRRORS  
& ACCESSORIES

# TEAK

## FINISHES AND CARE

---

As teak is essentially a dense hardwood and naturally contains its own oil Line Art furniture can be supplied without any further treatment in the teak brut or natural finish.


However, if further protection or an alternative look is required 5 finishes are available as an option at an additional cost of +15% as shown below.

These colours are only a guide, please see teak sample finishes


Natural teak as per price list. Optional oiled finishes +15%.



TECK BRUT  
Natural



TECK HUILE  
NATUREL  
(optional)  
Natural Oil




TECK HUILE  
DORÉ  
(optional)  
Golden Oil



TECK CÉRUSÉ  
BLANC  
(optional)  
Limewashed



TECK NATUREL  
CÉRUSÉ BLANC  
(optional)  
Natural  
Limewashed



HAVANE  
(optional)  
Havana



## CARE OF YOUR SOLID WOOD

Your solid wood furniture is a unique piece which requires careful and regular cleaning and maintenance with the appropriate products.

Line Art offers 2 types of wood: Teak and Oak.

We recommend the following:

- Avoid leaving liquids on any flat surfaces and wipe water splashes away after use.
- Avoid the use of corrosive or acid based cleaning products.
- Clean the furniture regularly with the appropriate products (as shown)

## TEAK FURNITURE – OILED FINISHES

- For regular cleaning please use a mild soap ref: 0005S.
- For specific maintenance where marks or stains need to be removed we recommend a degreasing agent ref: 0005D.
- When the surface of the wood loses its sheen this can be restored using a finishing oil ref: 0005R or 0005RB for the limewashed/ceruse blanc finish.

## TEAK FURNITURE – NATURAL FINISH

- For regular maintenance please use mild soapy water cleaning in the direction of the grain.

We are unable to accept responsibility if inappropriate cleaning products have been used.



# AIR



4 COUNTERTOP SIZES  
CHOICE OF NATURAL  
AND 5 OILED FINISHES  
3 SIZES OF DRAWER STORAGE  
REMOVABLE STORAGE INCLUDED





## BASIN UNIT

L 90 x D 50 x H 12 cm

**Ref. 9000**

L 120 x D 50 x H 12 cm

**Ref. 9005**

L 140 x P 50 x H 12 cm

**Ref. 9020**

L 160 x D 50 x H 12 cm

**Ref. 9010**

L 180 x D 50 x H 12 cm

**Ref. 9015**

## STORAGE UNIT WITH 1 DRAWER REMOVABLE STORAGE INCLUDED

L 75 x D 30 x H 25 cm

**Ref. 9510**

L 90 x D 50 x H 27 cm

**Ref. 9500**

## STORAGE UNIT WITH 2 DRAWERS REMOVABLE STORAGE INCLUDED

L 120 x D 50 x H 27 cm

**Ref. 9515**



TEAK

AIR

# STREAMLINE



3 SIZES OF BASIN UNITS  
WITH DRAWERS

OPTION OF CERAMIC BASIN OR  
COUNTERTOP IN WOOD OR STONE

CHOICE OF NATURAL AND 5 OILED  
FINISHES



### BASIN UNIT WITH 2 DRAWERS AND CERAMIC BASIN

L 80 x D 45 x H 50 cm

**Ref. 1000**

L 100 x D 45 x H 50 cm

**Ref. 1005**



### 2 DRAWER UNIT WITHOUT CERAMIC BASIN TEAK OR STONE COUNTERTOP REQUIRED

L 80 x D 45 x H 50 cm

**Ref. 1001**

L 100 x D 45 x H 50 cm

**Ref. 1006**



### BASIN UNIT WITH 4 DRAWERS AND DOUBLE CERAMIC BASIN

L 120 x D 45 x H 50 cm

**Ref. 1010**



### 4 DRAWER UNIT WITHOUT CERAMIC BASIN TEAK OR STONE COUNTERTOP REQUIRED

L 120 x D 45 x H 50 cm

**Ref. 1011**

## COUNTERTOP OPTIONS FOR BASIN UNITS (LINEAR METRE)



### SOLID TEAK

D 46 x H 3 cm

**Ref. 4062**



### BLUESTONE

D 46 x H 3 cm


**Ref. 4063-1**



### EXOTIC BLACK

D 46 x H 3 cm


**Ref. 4065-1**



### ANSTRUDE

D 46 x H 3 cm


**Ref. 4068-1**



### WHITE CARRARA

D 46 x H 3 cm

**Ref. 4069-1**



Natural teak as per price list. Optional oiled finishes +15%.  
Accessories & Storage P106 -113

TEAK

STREAM-  
LINE




# STREAMLINE 2

---







3 SIZES OF BASIN UNITS WITH DRAWERS  
OPTION OF CERAMIC BASIN OR COUNTERTOP IN WOOD OR STONE  
OPTION OF WHITE OR BLACK METAL BASE  
CHOICE OF NATURAL AND 5 OILED FINISHES

TEAK

STREAM-  
LINE 2



### BASIN UNIT WITH 2 DRAWERS AND CERAMIC BASIN

L 80 x D 45 x H 50 cm

**Ref. 1000**

L 100 x D 45 x H 50 cm

**Ref. 1005**

### METAL BASE

WHITE

Base 80 cm

**Ref. 5.11.105-WM**

Base 100 cm

**Ref. 5.11.110-WM**



### 2 DRAWER UNIT WITHOUT CERAMIC BASIN TEAK OR STONE COUNTERTOP REQUIRED

L 80 x D 45 x H 50 cm

**Ref. 1001**

L 100 x D 45 x H 50 cm

**Ref. 1006**

### METAL BASE

BLACK

Base 80 cm

**Ref. 5.11.105-BM**

Base 100 cm

**Ref. 5.11.110-BM**

### COUNTERTOP OPTIONS FOR BASIN UNITS (LINEAR METRE)



SOLID TEAK

D 46 x H 3 cm

**Ref. 4062**



BLUESTONE

D 46 x H 3 cm


**Ref. 4063-1**



EXOTIC BLACK

D 46 x H 3 cm

**Ref. 4065-1**



ANSTRUDE

D 46 x H 3 cm

**Ref. 4068-1**



WHITE  
CARRARA

D 46 x H 3 cm

**Ref. 4069-1**




BASIN UNIT  
WITH 4 DRAWERS  
AND DOUBLE CERAMIC BASIN  
L 120 x D 45 x H 50 cm  
**Ref. 1010**



4 DRAWER UNIT  
WITHOUT CERAMIC BASIN  
TEAK OR STONE COUNTERTOP REQUIRED  
L 120 x D 45 x H 50 cm  
**Ref. 1011**

METAL BASE  
WHITE  
Base 120 cm  
**Ref. 5.11.100-WM**

METAL BASE  
BLACK  
Base 120 cm  
**Ref. 5.11.100-BM**



TEAK

STREAM-  
LINE 2

# ORIGIN

---





Natural teak finish



TEAK

ORIGIN

Natural teak as per price list. Optional oiled finishes +15%.  
Accessories & Storage P106 -113



4 SIZES (WITH OR WITHOUT DOOR)

TO BE COMPLETED WITH TEAK OR STONE COUNTERTOP

CHOICE OF NATURAL AND 5 OILED FINISHES

OPTIONAL SEAGRASS OR RATTAN BASKETS

## 1 BASIN UNITS



UNIT WITH DOOR

L 65 x D 55 x H 75 cm

**Ref. 2000**



UNIT WITHOUT DOOR

L 65 x D 55 x H 75 cm

**Ref. 2001**



UNIT WITH DOOR

L 101 x D 55 x H 75 cm

**Ref. 2005**



UNIT WITHOUT DOOR

L 101 x D 55 x H 75 cm

**Ref. 2006**

---

### COUNTERTOP OPTIONS FOR BASIN UNITS (LINEAR METRE)



SOLID TEAK

D 55 x H 3 cm

**Ref. 4061**



BLUESTONE

D 55 x H 3 cm


**Ref. 4063**



EXOTIC BLACK

D 55 x H 3 cm

**Ref. 4065**



ANSTRUDE

D 55 x H 3 cm

**Ref. 4068**



WHITE  
CARRARA

D 55 x H 3 cm

**Ref. 4069**

## 2 BASIN UNITS



UNIT WITH 2 DOORS

L 133 x D 55 x H 75 cm  
**Ref. 2010**



UNIT WITHOUT DOOR

L 133 x D 55 x H 75 cm  
**Ref. 2011**



UNIT WITH 2 DOORS

L 165 x D 55 x H 75 cm  
**Ref. 2012**



UNIT WITHOUT DOOR

L 165 x D 55 x H 75 cm  
**Ref. 2013**

TEAK

ORIGIN



NATURAL TEAK

# VARIATION

## BY ORIGIN



4 SIZES OF BASIN UNITS  
CHOICE OF 5 DOOR DESIGNS  
TO BE COMPLETED WITH TEAK OR  
STONE COUNTERTOP  
OPTIONAL SEAGRASS OR RATTAN  
BASKETS

# 1 BASIN UNITS

TO BE COMPLETED WITH 1 DOOR



UNIT WITH 1 DOOR

L 65 x D 55 x H 75 cm

Ref. 2000-1



UNIT WITH 1 DOOR

L 101 x D 55 x H 75 cm

Ref. 2005-1

# 2 BASIN UNITS

TO BE COMPLETED WITH 2 DOORS



UNIT WITH 2 DOORS

L 133 x D 55 x H 75 cm

Ref. 2010-1



UNIT WITH 2 DOORS

L 165 x D 55 x H 75 cm

Ref. 2012-1

## DOORS



Ref. 2000 BTS > 2000-1

Ref. 2005 BTS > 2005-1

Ref. 2010 BTS > 2010-1

Ref. 2012 BTS > 2012-1



Ref. 2000 BTO > 2000-1

Ref. 2005 BTO > 2005-1

Ref. 2010 BTO > 2010-1

Ref. 2012 BTO > 2012-1



Ref. 2000 BTB > 2000-1

Ref. 2005 BTB > 2005-1

Ref. 2010 BTB > 2010-1

Ref. 2012 BTB > 2012-1



Ref. 2000 BTR > 2000-1

Ref. 2005 BTR > 2005-1

Ref. 2010 BTR > 2010-1

Ref. 2012 BTR > 2012-1



Ref. 2000 BT > 2000-1

Ref. 2005 BT > 2005-1

Ref. 2010 BT > 2010-1

Ref. 2012 BT > 2012-1

TEAK

VARIATION

# CUBE







Natural teak as per price list. Optional oiled finishes +15%.

5 SIZES OF BASIN UNITS

TO BE COMPLETED WITH DOORS OR  
DRAWERS (CHOICE OF 7 DESIGNS)

OPTIONAL STONE COUNTERTOP

CHOICE OF NATURAL AND 5 OILED FINISHES

## BASIN UNITS



### UNIT WITHOUT DOOR

To be ordered with  
1 large door or 1 drawer

L 54 x D 52 x H 44 cm

**Ref. 5000**



### UNIT WITHOUT DOOR

To be ordered with  
2 small doors or 1 drawer

L 64 x D 52 x H 44 cm

**Ref. 5005**



### UNIT WITHOUT DOOR

To be ordered with 1 large door  
or 1 drawer and 1 small door

L 84 x D 52 x H 44 cm

**Ref. 5010**



### UNIT WITHOUT DOOR

To be ordered with  
2 large doors or 1 drawer

L 104 x D 52 x H 44 cm

**Ref. 5015**



### UNIT WITHOUT DOOR

To be ordered with  
2 large doors or 2 drawers


L 133,6 x D 52 x H 44 cm

**Ref. 5020**

TEAK

CUBE

# STORAGE UNITS



## UNIT WITHOUT DOOR

To be ordered with  
1 small door

L 30 x D 25 x H 30 cm

**Ref. 5100**



## UNIT WITHOUT DOOR

To be ordered with  
1 large door or 1 drawer

L 50 x D 46 x H 30 cm

**Ref. 5110**



## UNIT WITH DRAWER

L 50 x D 48 x H 30 cm

**Ref. 5111: 00BT**

**Ref. 5112: 0BTB**

**Ref. 5114: 0BTS**



## UNIT WITH DRAWER

L 50 x D 48 x H 30 cm

**Ref. 5113: 0BTR**

**Ref. 5116: 0BTT**

**Ref. 5117: 0BTSL**

**Ref. 5118: 0BTO**

---

## COUNTERTOP OPTIONS FOR BASIN UNITS (LINEAR METRE)



### BLUESTONE

D 55 x H 3 cm


**Ref. 4063**



### EXOTIC BLACK

D 55 x H 3 cm

**Ref. 4065**



### ANSTRUDE

D 55 x H 3 cm

**Ref. 4068**



### WHITE CARRARA

D 55 x H 3 cm

**Ref. 4069**

Natural teak as per price list. Optional oiled finishes +15%.

# DOORS SMALL MODELS


SUITABLE FOR REFERENCES: 5005 ,5010, 5100, 5105, 5115 - L 30 X D 2 X H 30 CM




Ref. OOAT



Ref. OATB



Ref. OATO




Ref. OATS



Ref. OATR



Ref. OATSL



Ref. OATT

TEAK

CUBE

EXAMPLE: BASIN UNIT WITH DOORS  
REF. OOAT & REF. OOBT



# DOORS LARGE MODELS :

SUITABLE FOR REFERENCES: 5000 ,5010, 5015, 5020, 5110, 5115 - L 50 X D 2 X H 30 CM



Ref. OOBT




Ref. OBTB



Ref. OBTO



Ref. OBTS



Ref. OBTR



Ref. OBTSL



Ref. OBTT

---

EXAMPLE: STORAGE UNIT WITH DOORS  
REF. OOAT & REF. OOBT



EXAMPLE: BASIN UNIT WITH DRAWERS  
 REF. OOBT-1, REF. OOBT-2, REF. OOBT-3



# DRAWER FRONTS

SUITABLE FOR REFERENCES: 5000, 5005, 5010, 5015, 5020, 5110, 5115



**Ref. OOBT-1 >**  
 Ref. 5000 / 5010 / 5020 / 5110 / 5115

**Ref. OOBT-2 >** Ref. 5005

**Ref. OOBT-3 >** Ref. 5015



**Ref. OBTB-1 >**  
 Ref. 5000 / 5010 / 5020 / 5110 / 5115

**Ref. OBTB-2 >** Ref. 5005

**Ref. OBTB-3 >** Ref. 5015



**Ref. OBTO-1 >**  
 Ref. 5000 / 5010 / 5020 / 5110 / 5115

**Ref. OBTO-2 >** Ref. 5005

**Ref. OBTO-3 >** Ref. 5015



**Ref. OBTS-1 >**  
 Ref. 5000 / 5010 / 5020 / 5110 / 5115

**Ref. OBTS-2 >** Ref. 5005

**Ref. OBTS-3 >** Ref. 5015



**Ref. OBTS-1 >**  
 Ref. 5000 / 5010 / 5020 / 5110 / 5115

**Ref. OBTS-2 >** Ref. 5005


**Ref. OBTS-3 >** Ref. 5015



**Ref. OBTT-1 >**  
 Ref. 5000 / 5010 / 5020 / 5110 / 5115

**Ref. OBTT-2 >** Ref. 5005

**Ref. OBTT-3 >** Ref. 5015



**Ref. OBTR-1 >**  
 Ref. 5000 / 5010 / 5020 / 5110 / 5115

**Ref. OBTR-2 >** Ref. 5005

**Ref. OBTR-3 >** Ref. 5015

TEAK

CUBE

Natural teak as per price list. Optional oiled finishes +15%.  
 Accessories & Storage P106 -113



# URBAN

---



3 SIZES OF BASIN UNITS WITH DRAWERS  
OPTIONAL STONE COUNTERTOP  
CHOICE OF NATURAL AND 5 OILED FINISHES  
OPTIONAL REMOVABLE STORAGE



# BASIN UNITS



## UNIT WITH 1 DRAWER

L 50 x D 52 x H 50 cm


**Ref. 6000**



## UNIT WITH 1 DRAWER

L 90 x D 52 x H 50 cm

**Ref. 6005**



## UNIT WITH 2 DRAWERS

L 120 x D 52 x H 50 cm

**Ref. 6010**

## COUNTERTOP OPTIONS FOR BASIN UNITS



### BLUESTONE

D 55 x H 3 cm


**Ref. 4063**



### EXOTIC BLACK

D 55 x H 3 cm

**Ref. 4065**



### ANSTRUDE

D 55 x H 3 cm

**Ref. 4068**



### WHITE CARRARA

D 55 x H 3 cm

**Ref. 4069**



## REMOVABLE STORAGE FOR BASIN UNIT OPTIONAL REMOVABLE STORAGE

L 34,5 x D 35,2 x H 15 cm

**Ref. 6090**



## STORAGE UNIT WITH 1 DRAWER

L 50 x D 52 x H 40 cm

**Ref. 6100**



TEAK

URBAN

# URBAN 2



3 SIZES OF BASIN UNITS WITH DRAWERS  
OPTIONAL STONE COUNTERTOP  
CHOICE OF NATURAL AND 5 OILED FINISHES  
OPTION OF WHITE OR BLACK METAL BASE  
OPTIONAL REMOVABLE STORAGE



# BASIN UNITS



## UNIT WITH 1 DRAWER

L 50 x D 52 x H 50 cm

**Ref. 6000**

## METAL BASE

WHITE

Base 50 cm

**Ref. 2.60.500 WM**

BLACK

Base 50 cm

**Ref. 2.60.500 BM**



## UNIT WITH 1 DRAWER

L 90 x D 52 x H 50 cm

**Ref. 6005**

## METAL BASE

WHITE

Base 90 cm

**Ref. 2.60.505 WM**

BLACK

Base 90 cm

**Ref. 2.60.505 BM**



## UNIT WITH 2 DRAWERS

L 120 x D 52 x H 50 cm

**Ref. 6010**

## METAL BASE

WHITE

Base 120 cm

**Ref. 2.60.510 WM**

BLACK

Base 120 cm

**Ref. 2.60.510 BM**



## REMOVABLE STORAGE FOR BASIN UNIT OPTIONAL REMOVABLE STORAGE

L 34,5 x D 35,2 x H 15 cm

**Ref. 6090**

## STORAGE UNIT WITH 1 DRAWER

L 50 x D 52 x H 40 cm

**Ref. 6100**

## METAL BASE

WHITE

Base 50 cm

**Ref. 2.60.500 WM**

BLACK

Base 50 cm

**Ref. 2.60.500 BM**



TEAK

URBAN 2

Natural teak as per price list. Optional oiled finishes +15%  
Accessories & Storage P106 -113



# NOMAD



CHOICE OF 7 MODULAR UNITS  
TO BE COMPLETED WITH TEAK OR STONE COUNTERTOP  
CHOICE OF NATURAL AND 5 OILED FINISHES

Natural teak as per price list. Optional oiled finishes +15%.  
Accessories & Storage p106 – 113  
UNITS SUPPLIED WITH A FASCIA AND PLINTH



# BASIN UNITS



UNIT WITH DOOR  
L 45 x D 53,5 x H 87 cm  
**Ref. 4000**




UNIT WITH DOOR  
L 60 x D 53,5 x H 87 cm  
**Ref. 4005**



UNIT WITH 2 DOORS  
L 90 x D 53,5 x H 87 cm  
**Ref. 4010**

# DRAWER UNITS



UNIT WITH  
DRAWER  
L 30 x D 53,5 x H 87 cm  
**Ref. 4015**




UNIT WITH  
3 DRAWERS  
L 40 x D 53,5 x H 87 cm  
**Ref. 4020**



# TOWEL RAIL UNIT

TOWEL RAIL UNIT  
L 20 x D 53,5 x H 87 cm  
**Ref. 4025**



LAUNDRY UNIT  
LAUNDRY UNIT  
L 45 x D 53,5 x H 87 cm  
**Ref. 4030**

TEAK

NOMAD

# NATURE



## MIRRORS IN RECYCLED TEAK



L 40 x H 70 x D 3 cm  
**Ref. 0070**



L 60 x H 70 x D 3 cm  
**Ref. 0071**



L 90 x H 90 x D 3 cm  
**Ref. 0072**



L 120 x H 90 x D 3 cm  
**Ref. 0073**

COUNTERTOP CUSTOM MADE IN PLANTATION TEAK (MAXIMUM 2M)

AVAILABLE IN RECYCLED TEAK IN 3 SIZES

STAINLESS STEEL WALL BRACKETS SOLD SEPARATELY

# COUNTERTOP MADE TO MEASURE



## IN SOLID TEAK

Countertop in solid teak  
D 52,5 x H 4 cm - **Ref. 7015**

## IN RECYCLED TEAK

To be ordered  
with a pair of brackets  
H 20 x D 52 cm  
L 60 x D 52,5 x H 4 cm  
**Ref. 7000**

To be ordered  
with a pair of brackets  
H 20 x D 52 cm  
L 90 x D 52,5 x H 4 cm  
**Ref. 7005**

To be ordered  
with a pair of brackets  
H 27 x D 52 cm  
L 120 x D 52,5 x H 4 cm  
**Ref. 7010**

## WALL BRACKETS

UP TO A WIDTH OF 1.20 METRES:



STAINLESS STEEL WALL BRACKET/PAIR  
D 52 x H 20 cm  
**Ref. 7011**




STAINLESS STEEL  
WALL BRACKET IN BLACK/PAIR  
D 52 x H 20 cm  
**Ref. 7016**



STAINLESS STEEL WALL BRACKET  
IN WHITE/PAIR  
D 52 x H 20 cm  
**Ref. 7013**

TEAK

ABOVE A WIDTH OF 1.20 METRES:



STAINLESS STEEL WALL BRACKET/PAIR  
D 52 x H 27 cm  
**Ref. 7012**



STAINLESS STEEL WALL  
BRACKET IN BLACK/PAIR  
D 52 x H 27 cm  
**Ref. 7017**



STAINLESS STEEL WALL BRACKET  
IN WHITE/PAIR  
D 52 x H 27 cm  
**Ref. 7014**

NATURE

## BENCHES



L 60 x D 30 x H 45 cm  
**Ref. 2025**



L 100 x D 30 x H 45 cm  
**Ref. 2026**

## COLUMNS



WALL  
HANGING  
COLUMN  
1 DOOR  
L 40 x D 34  
x H 100 cm  
**Ref. 1050**  
OPTION OF  
LEFT OR RIGHT  
HAND HINGES



1 DOOR  
COLUMN  
L 42.4 x D 40.8  
x H 187.8 cm  
**Ref. 2020**



SHELF  
L 45 x D 45  
x H 200 cm  
**Ref. 0600**



WALL  
HANGING  
COLUMN  
2 DOORS  
L 40 x D 36  
x H 180 cm  
**Ref. 6020**  
OPTION OF LEFT  
OR RIGHT HAND  
HINGES



BASE  
for Ref. 6020  
L 40 x D 36  
x H 25 cm  
**Ref. 6021**

# STORAGE



L 65 x D 15 x H 25 cm  
**Ref. 3104**



Max L 200 x D 15 x H 7 cm  
Linear meter  
**Ref. 3100NR**

## STORAGE UNITS



L 61 x D 39,2 x H 86 cm  
**Ref. 2021**



L 111 x D 39,2 x H 86 cm  
**Ref. 2021-2**



L 61 x D 39,2 x H 86 cm  
**Ref. 2022**



L 111 x D 39,2 x H 86 cm  
**Ref. 2022-2**

TEAK

STO-  
RAGE

### COUNTERTOP OPTIONS FOR STORAGE UNITS (LINEAR METRE)




**SOLID TEAK**  
D 39,2 x H 3 cm  
**Ref. 4071P**



**BLUESTONE**  
D 39,2 x H 3 cm  
**Ref. 4073**



**EXOTIC BLACK**  
D 39,2 x H 3 cm  
**Ref. 4075**



**ANSTRUDE**  
D 39,2 x H 3 cm  
**Ref. 4078**



**WHITE CARRARA**  
D 39,2 x H 3 cm  
**Ref. 4079**

COLUMNS AND STORAGE UNITS SUITABLE WITH BASKETS REF. 2050-2051-2054 AND 2055 (SEE P113)

Natural teak as per price list. Optional oiled finishes +15%.



# WASHROOM BASIN UNITS



L 40 x D 20 x H 10 cm  
WALL UNIT

WITHOUT BASIN

**Ref. 6014**

WITH WHITE BASIN

Ref. 0004 Drilled hole included

**Ref. 6014-1**

WITH BLACK BASIN

Ref. 0004NM Drilled hole included

**Ref. 6014-2**

L 32,5 x D 27 x H 50 cm  
WALL MOUNTED UNIT

WITHOUT BASIN

**Ref. 6015**

WITH WHITE BASIN

Ref. 0007 drilled hole included

**Ref. 6015-1**

WITH BLACK BASIN

Ref. 0007NM drilled hole included

**Ref. 6015-2**

L 53 x D 26,5 x H 50 cm  
WALL MOUNTED UNIT

WITH 1 DOOR

(left hand hinges) but without basin

**Ref. 6016**

WALL MOUNTED UNIT WITH 1 DOOR

(right hand hinges) but without basin

**Ref. 6017**

WALL MOUNTED UNIT WITH 1 DOOR

(left hand hinges) with basin 0033

drilled hole included

**Ref. 6016-1**

WALL MOUNTED UNIT WITH 1 DOOR

(right hand hinges) with basin 0033

drilled hole included

**Ref. 6017-1**



L 40 x D 34 x H 75 cm  
**CLOAKROOM UNIT WITH TEAK**  
 COUNTERTOP BUT WITHOUT BASIN

**Ref. 2016**

WITH STONE COUNTERTOP  
 BUT WITHOUT BASIN

**Ref. 2016P**

WITH A TEAK COUNTERTOP WITH WHITE BASIN  
 Ref. 0015, drilled hole included

**Ref. 2016-1**

WITH A TEAK COUNTERTOP WITH BLACK BASIN  
 Ref. 0015NM, drilled hole included

**Ref. 2016-2**

WITH A STONE COUNTERTOP WITH WHITE BASIN  
 Ref. 0015, drilled hole included

**Ref. 2016P-1**

WITH A STONE COUNTERTOP WITH BLACK BASIN  
 Ref. 0015NM, drilled hole included

**Ref. 2016P-2**



L 40 x D 40 x H 13 cm  
**WALL MOUNTED CORNER**  
**BASIN UNIT**  
 WITHOUT BASIN

**Ref. 2018**

WITH WHITE BASIN Ref. 0015  
 Drilled hole included

**Ref. 2018-1**

WITH BLACK BASIN Ref. 0015NM  
 Drilled hole included

**Ref. 2018-2**

Natural teak as per price list.  
 Optional oiled finishes +15%.  
 Accessories & Storage P106 -113

TEAK

CLOAK  
 -ROOM



## BATHROOM CABINETS



BATHROOM  
CABINET

L 65 x D 16 x H 80 cm

**Ref. 0032**

MIRROR WITH STORAGE

L 92 x H 92 x D 15 cm

**Ref. 0029**



# MIRRORS



L 40 x H 70 cm  
(frame 6 cm)  
**Ref. 0020**

L 101 x H 90 cm  
(frame 8,5 cm)  
**Ref. 0023**

L 165 x H 90 cm  
**Ref. 0026**

L 65 x H 90 cm  
(frame 7,5 cm)  
**Ref. 0021**

L 120 x H 90 cm  
**Ref. 0024**

L 200 x H 100 cm  
(frame 10 cm)  
**Ref. 0027**

L 90 x H 90 cm  
(frame 7,5 cm)  
**Ref. 0022**

L 133 x H 90 cm  
(frame 8,5 cm)  
**Ref. 0025**

L 50 x H 70 cm  
(frame 6 cm)  
**Ref. 0031**



L 90 x H 65 x D 19,5 cm  
**Ref. 0030**

## THIN FRAMED MIRRORS

L 50 x H 65 cm - **Ref. 0151**  
L 80 x H 65 cm - **Ref. 0153**  
L 100 x H 65 cm - **Ref. 0154**  
L 120 x H 65 cm - **Ref. 0155**



### ROUND MIRROR

Ø 50 CM - **Ref. 0164**  
Ø 80 CM - **Ref. 0166**  
Ø 100 CM - **Ref. 0167**  
Ø 120 CM - **Ref. 0168**



L 80 x H 70 cm  
**Ref. 0037**

Natural teak as per price list. Optional oiled finishes +15%.

\* ALL MIRRORS ARE SUITABLE TO BE  
POSITIONED LANDSCAPE OR PORTRAIT

TEAK

MIRRORS

# MIRROR LIGHTS

SCREW FIXING,



BRUSHED ALUMINIUM  
SATIN FINISH  
25W - HALOGEN

L 26 cm  
**Ref. 0040**



POLISHED CHROME  
25W - HALOGEN

**Ref. 0042**



BRUSHED ALUMINIUM  
MATT FINISH  
8W - 90 LEDS

L 50 cm  
**Ref. 0043**

\* transformer included



BRUSHED ALUMINIUM  
MATT FINISH  
9W - 108 LEDS

L 60 cm  
**Ref. 0044**

\* transformer included

---

# TOWEL RAILS



WALL TOWEL RAIL

L 80 x D 20 x H 3/5 cm  
**Ref. 3033**



L 50 x D 13 x H 3/5 cm  
**Ref. 3031**



## ACCESSORIES



L 44 x D 35,5 x H 16,5 cm - **Ref. 2051**

L 49 x D 41 x H 21 cm - **Ref. 2052**

L 70 x D 41 x H 21 cm - **Ref. 2053**

For Ref. 2012 / 2013 / 2021 / 2022 / 2021-2 / 2022-2



L 44 x D 35,5 x H 16.5 cm

**Ref. 2055**



L 17 x D 35,5 x H 16,5 cm

**Ref. 2050**

For Ref. 2005 / 2006 / 2010 / 2011 / 2020



L 17 x D 35,5 x H 16.5 cm

**Ref. 2054**

## LAUNDRY BASKET WITH REMOVABLE LINER



L 49,4 x D 49,4 x H 76,5 cm

**Ref. 3032**

## SHOWER BOARDS



L 60 x D 50 x H 3 cm

**Ref. 3034**

Natural teak as per price list. Optional oiled finishes +15%.

TEAK

ACCES-  
SORIES



# BASINS



**116**

CERAMIC  
COUNTERTOP  
BASINS



**120**

CLOAKROOM BASINS,  
RECESSED & SHALLOW  
BASINS



**122**

STONE  
BASINS



**123**

TAPS

# COUNTERTOP BASINS (CERAMIC)

## WITH OVERFLOW



### BASIN

L 53 x D 42 x H 15,5 cm

**Ref. 0002**

Waste cutout Ref: TD/PDB



### RING

Ø 42 x H 15,5 cm

**Ref. 0009**

Waste cutout Ref: TD/PDB



### ECCLIPSE

Ø 53,5/44,5 x H 18/14,5 cm

**Ref. 0014**

Waste cutout Ref: TP/PP





## SLIM

White  
L 75,5 x D 44,5 x H 14,5 cm  
**Ref. 0038**  
Waste cutout Ref: TD/PDB



## TANK

Rear unglazed  
L 56 x D 42 x H 11 cm  
**Ref. 0003**  
Waste cutout Ref: TP/PP



## TANK MATT BLACK

Rear unglazed  
L 56 x D 42 x H 11 cm  
**Ref. 0003 NM**  
Waste cutout Ref: TP/PP



## TANK 2

Rear unglazed  
L 80 x D 42 x H 11 cm  
**Ref. 0003-1**  
Waste cutout Ref: TP/PP



## TANK 2 MATT BLACK

Rear unglazed  
L 80 x D 42 x H 11 cm  
**Ref. 0003-1 NM**  
Waste cutout Ref: TP/PP



## TANK 3

Rear unglazed  
Option of 1 central taphole or 2 each side  
L 110 x D 42 x H 11 cm  
**Ref. 0003-2**  
Waste cutout Ref: TP/PP



## TANK 3 MATT BLACK

Rear unglazed  
Option of 1 central taphole or 2 each side  
L 110 x D 42 x H 11 cm  
**Ref. 0003-2 NM**  
Waste cutout Ref: TP/PP



# COUNTERTOP BASINS (CERAMIC)

## WITHOUT OVERFLOW



### PETIT CARRÉ

L 36,5 x D 36,5 x H 10,5 cm

**Ref. 0010**

Waste cutout Ref: TP/PP



### PETIT CARRÉ MATT BLACK

L 36,5 x D 36,5 x H 10,5 cm

**Ref. 0010 NM**

Waste cutout Ref: TP/PP



### SPOT 1

Ø 38 cm x H 13 cm

white

**Ref. 0015-1**

Waste cutout Ref: TP/PP



### SPOT 1 MATT BLACK

Ø 38 cm x H 13 cm

black

**Ref. 0015-1NM**

Waste cutout Ref: TP/PP



### RECTANGULAIRE

L 53 x D 37 x H 12,5 cm

**Ref. 0011**

Waste cutout Ref: TP/PP



### LENTE

L 95 x D 40,5 x H 15,5 cm

white

**Ref. 0028**

Waste cutout Ref: TP/PP



### CUP

Ø 41,5 x H 12 cm

**Ref. 0016**

Waste cutout Ref: TP/PP



### OVALE

L 53,5 x D 41,5 x H 13,5 cm

**Ref. 0017**

Waste cutout Ref: TP/PP



### RONDINARA

Ø 41,5 x H 10,5 cm

**Ref. 0013**

Waste cutout Ref: TP/PP



### SOLEIL SINGLE

Ø 47 x H 18,5 cm

**Ref. 0008**

Waste cutout Ref: TP/PP



### TONDO

Ø 46 x H 14 cm

**Ref. 0012**

Waste cutout Ref: TP/PP



### TONDO MATT BLACK

Ø 46 x H 14 cm

**Ref. 0012 NM**

Waste cutout Ref: TP/PP

# CLOAKROOM BASINS



## MINI SPOT

Ø 25,5 x H 12 cm  
without overflow

**Ref. 0004**

Cutout basins Ref: TP/PP



## MINI SPOT MATT BLACK

Ø 25,5 x H 12 cm  
without overflow

**Ref. 0004 NM**

Cutout basins Ref: TP/PP



## CUBO

L 30 x D 30 x H 28 cm

**Ref. 001**

Cutout basins Ref: TP/PP



## SPOT

Ø 32 x H 13,5 cm  
without overflow

**Ref. 0015**

Cutout basins Ref: TP/PP



## SPOT MATT BLACK

Ø 32 x H 13,5 cm  
without overflow

**Ref. 0015 NM**

Cutout basins Ref: TP/PP



## CUBO MATT BLACK

L 30 x D 30 x H 28 cm

**Ref. 001 NM**

Cutout basins Ref: TP/PP



## PICCOLO

L 32,5 x D 28 x H 10 cm  
without overflow  
(rear unglazed)

**Ref. 0007**

Cutout basins Ref: TP/PP



## PICCOLO MATT BLACK

L 32,5 x D 28 x H 10 cm  
without overflow  
(rear unglazed)

**Ref. 0007 NM**

Cutout basins Ref: TP/PP



## BRIDGE

L 53 x D 26,5 x H 14,5 cm  
with overflow

**Ref. 0033**

Cutout basins Ref: TP/PP

## RECESSED BASINS



### RECTANGULARE SOPRAPIANO

L 53 x D 35 cm  
Recessed basin  
with overflow

**Ref. 0035**

Cutout basin Ref: TD/PDB



### SOPRAPIANO

Ø 42 x H 20,5 cm  
Recessed basin  
with overflow

**Ref. 0019**

Cutout basin Ref: TD/PDB



### RECTANGULARE SOTTOPIANO

L 55,5 x D 38,5 cm  
Undermounted basin  
with overflow

**Ref. 0034**

Cutout basin Ref: TD/PDP



### SOTTOPIANO

Ø 42 x H 20,5 cm  
Undermounted basin  
with overflow

**Ref. 0018**

Cutout basin Ref: TD/PDP

## SHALLOW BASINS WITHOUT OVERFLOW



### PURO - OVALE

L 65 x D 35 x H 7 cm

**Ref. 0039 R**

Waste cutout Ref: TP/PP



### PURO - RECTANGLE

L 55 x D 35 x H 7 cm

**Ref. 0039**

L 75 x D 35 x H 7 cm  
Wall mounted option

**Ref. 0039-1**

Waste cutout Ref: TD/PDB



## STONE BASINS WITHOUT OVERFLOW



L 36,5 x D 36,5 x H 10,5 cm  
**Ref. 0010 PN**  
Cutout basin Ref: TP/PP



L 36,5 x D 36,5 x H 10,5 cm  
**Ref. 0010 PB**  
Cutout basin Ref: TP/PP



Ø 46 x H 14 cm  
**Ref. 0012 PN**  
Cutout basin Ref: TP/PP



Ø 46 x H 14 cm  
**Ref. 0012 PB**  
Cutout basin Ref: TP/PP



L 50 x D 40 x H 12 cm  
**Ref. 0002 PC**  
Cutout basin Ref: TP/PP



L 50 x D 40 x H 12 cm  
**Ref. 0002 PB**  
Cutout basin Ref: TP/PP





Random sizes 50 x 40 cm  
**Ref. 0001 PB**  
 Cutout basin Ref: TP/PP



Ø 43 x H 13,5 cm  
**Ref. 0014 PB**  
 Cutout basin Ref: TP/PP

## TAPS

FOR COUNTERTOP BASINS: ORDER EXTENSION L14 WITH TAP L12  
 WASTE FITTING FOR BASIN WITHOUT OVERFLOW: L11 AND L18



**TAP STYLO**  
**L15**

**EXTENSION STYLO**  
 Height 12 cm  
**L16**



**TAPS**  
 Deck mounted tap  
**L12**

**EXTENSIONS**  
 Height 12 cm  
**L14**

Height 7 cm  
**L19**



**MINITEK TAP**  
**L21**

**BOTTLE TRAP**  
**L17**

### WASTE FITTINGS

- L11** Click Clack waste, unslotted
- L11TP** Click Clack waste, slotted
- L18** Freeflow waste, unslotted



## LACQUER FINISH

---

The white drawer fronts are finished with 4 layers of lacquer polished after each coat to ensure a perfect and highly durable surface.

For regular cleaning do not use abrasive cleaners or sponges particularly those containing acetone, white spirit or solvent. Use a soft cloth or paper towel with warm water wiping in a circular motion before drying.

# NATURAL STONE

Line Art combines solid wood with countertops and basins in natural stone. Natural stone is often preferred for its individual appearance and practicality having been treated to prevent any water absorption.


Variations in the colour and veining of these natural stones should not be considered as defects as this is a feature of the charm and unique character of these materials.

We recommend the following:


- Wipe any water splashes after use in order to avoid lime deposits.
- Avoid the use of any acid based products which can be corrosive and cause permanent marking of the stone.

## REGULAR MAINTENANCE :

We recommend Lithofin Easy Care which cleans, protects and maintains the appearance of the natural stone.




BLUESTONE



EXOTIC BLACK



WHITE  
CARRARA



ANSTRUDE









---

**[www.finwooddesigns.co.uk](http://www.finwooddesigns.co.uk)**

Distribution UK: Finwood Designs Ltd - Oak Farm  
Stables Beausale WARWICK - CV35 7NZ  
t: 01926 484037 - e: [info@finwooddesigns.co.uk](mailto:info@finwooddesigns.co.uk)

