

LineART
BATHROOM FURNITURE



2023

BATHROOM
SOLID WOOD


QUALITY & VERSATILITY

REDEFINING THE BATHROOM



HISTORY

LINE ART has been established in the North of France for over 20 years and has a wealth of experience in the production of high quality solid wood bathroom furniture.





KNOW HOW

Our commitment is to offer exceptional quality using only natural materials.

Our oak, teak, natural stone and hardware designs are assembled and carefully controlled in our factory.

There is the option of various finishes to make your furniture unique.



OUR ENVIRONMENTAL POLICY



THE FOREST, OUR RAW MATERIAL

Wood is a natural resource of our planet and our raw material. We all depend on its renewal which is why Line Art is committed to a responsible development approach that starts with the choice of origin of the wood used and continues throughout the various production processes.

CONTROLLED RESOURCES

The teak and oak that we use is subject to strict worldwide management controls. Line Art uses teak managed by the Indonesian government, established over 150 years ago and FSC® certified.

This certification, issued by an independent international body, authorises Line Art to buy, stock and sell from these controlled sources. In addition Line Art also manufactures furniture from recycled teak from buildings that have been demolished...

RESPONSIBLE ECONOMIC APPROACH

Line ART works continuously on recycling waste during the production processes. For example sawdust is collected to operate the kilns which are used for drying the wood.



OUR VALUES



ETHOS

Line Art is committed to the quality of its products and services.

As a result the guarantee of our furniture has been extended to 5 years and our aim is to satisfy your delivery expectations.



SUSTAINABILITY

Our solid wood furniture is designed with durability in mind.

The choice of materials is carefully selected to allow a high standard of manufacturing which gives our furniture a guarantee of longevity.

Solid wood also has the ability to be easily maintained and therefore to last for many years.



DESIGN

Our collections, which are intended to be TIMELESS and CLASSIC, are created in close collaboration with designers.

LA CABINE or the BELT design for example is the work of the PIKS Design agency...

COUNTERTOPS

A CHOICE OF MATERIALS



The choice of different materials for your countertop allows you to personalise your furniture in keeping with your bathroom design. Samples of the various finishes are available for you to choose from


CLEANING ADVICE FOR THE DIFFERENT MATERIALS

WOOD

Our advice for cleaning oak is on p17 and teak on p89.



SOLID OAK



SOLID TEAK

SOLID SURFACE

Our advice for cleaning our solid surface basins is on p11.



WHITE SOLID SURFACE



BLACK SOLID SURFACE

NATURAL STONE

Our advice for cleaning stone is on p133.




BLUESTONE



EXOTIC BLACK



WHITE CARRARA



ANSTRUDE

COUNTERTOP BASINS

A CHOICE OF MATERIALS



The choice of a countertop basin is not only for aesthetic reasons but also one of practicality and cleaning.
CARPENTER, EASY, AIR NEW & STREAMLINE have the choice of a gloss white ceramic basin and either a matt white or matt black solid surface basin.

CLEANING SOLID SURFACE COUNTERTOP BASINS

ROUTINE CLEANING

- Rinse the basin with cold water after each use
- Use a sponge or soft cloth some water and neutral soap or Filacleaner.
- Avoid contact with lacquers, acetones, solvents, etc.

ANTI-LIMESCALE MAINTENANCE

- 1/ Dilute the anti-limescale product (1 measure with 3 measures of water)
- 2/ Apply the diluted product over the entire surface using a soft cloth
- 3/ Leave for 15 minutes
- 4/ Rinse the surface of the basin thoroughly with clean water



AIR NEW



CARPENTER



STREAMLINE




EASY




AIR NEW

FIND YOUR
COLLECTIONS

OAK
p.14



TEAK
p.86



BASINS
p.122



OAK

Oak is one of the most sought after of woods grown in our temperate European climate being both durable and resistant to damage. It is an ideal wood for high quality cabinet making having first been steamed at a high temperature to ensure stability.

Colour variations and wood graining should not be considered as imperfections as they are part of the charm and natural character of this material.



18
ESSENTIAL



20
CARPENTER



22
AIR NEW
DÉSTRUCTURÉ



26
AIR NEW



28
STREAMLINE
1 & 2



32
EASY



36
CURVE



38
JAPAN



42
FREE



46
ORIGIN



50
VARIATION




54
BRICK



58
AIR



60
BLACKLINE



62
BASIC



64
BELT



68
NATURE



70
BENCHES
& STORAGE



74
WASHROOM
BASIN UNITS



78
MIRRORS
& ACCESSORIES



82
LE VALET



84
LA CABINE

OAK FINISHES


9 FINISHES

Line Art offer a choice of 9 oiled finishes. This treatment not only allows the furniture to be customised but also protects it from water splashing and fluctuations in temperature.


These colours are only a guide, please see oak sample finishes




CHARCOAL
CHARCOAL



CHOCOLATE
CHOCOLAT



SILVER GREY
SILVER GREY



GREIGE
GREIGE




NATURAL OIL
HUILE NATUREL




NATURAL
LIMEWASHED
CHÊNE NATUREL
CERUSÉ BLANC



LIMEWASHED
CHÊNE
CERUSÉ BLANC



GREY
GRIS MOYEN



BLACK
NOIR

Optional black finish + 10%



CARE OF YOUR SOLID WOOD

Your solid wood furniture is a unique piece which requires careful and regular cleaning and maintenance with the appropriate products.

Line Art offers 2 types of wood: Teak and Oak.
We recommend the following:

- Avoid leaving liquids on any flat surfaces and wipe water splashes away after use.
- Avoid the use of corrosive or acid based cleaning products.
- Clean the furniture regularly with the appropriate products
- For regular cleaning please use a soap spray ref: 0005S
- To care and preserve the surface of the wood a refreshing oil can be used ref: 0006

We are unable to accept responsibility if inappropriate cleaning products have been used.



CARE KIT REF: 0007KE
comprising soap spray
and refreshing oil

1 CARE KIT IS INCLUDED WITH EACH
DELIVERY OF THE OILED FURNITURE

ESSENTIEL



3 SIZES OF BASIN UNIT WITH DRAWERS
1 FINISH: NATURAL OIL
OPTIONAL CERAMIC BASIN



2 DRAWER UNIT
L 80 x D 45 x H 50 cm
Ref. 5.15.005-HN

TO BE COMPLETED WITH A COUNTERTOP
CERAMIC BASIN

	Ref.
COUNTERTOP BASIN (L 81 x P 46 x H 1,5 cm)	
Ceramic	6.01.071



2 DRAWER UNIT
L 120 x D 45 x H 50 cm
Ref. 5.15.015-HN

TO BE COMPLETED WITH A COUNTERTOP
CERAMIC BASIN

	Ref.
COUNTERTOP DOUBLE BASIN (L 121 x P 46 x H 1,5 cm)	
Ceramic	6.01.075



2 DRAWER UNIT
L 100 x D 45 x H 50 cm
Ref. 5.15.010-HN

TO BE COMPLETED WITH A COUNTERTOP
CERAMIC BASIN

	Ref.
COUNTERTOP BASIN (L 101 x P 46 x H 1,5 cm)	
Ceramic	6.01.073

COUNTERTOP BASINS



CERAMIC BASIN

WALL STORAGE
L 35 x D 28 x H 90 cm

Ref. 5.15.205-HN
(left hinges)

Ref. 5.15.206-HN
(right hinges)



CARPENTER



Natural oil finish



1 DRAWER UNIT
L 85 x D 45 x H 87 cm
Ref. 5.21.000

TO BE COMPLETED WITH A COUNTERTOP
OR COUNTERTOP BASIN

	Ref.
COUNTERTOP (L 81 x D 46 x H 3 cm)	
Solid oak	5.22.500
Bluestone	4.22.500 PB
Exotic black	4.22.500 EB
Anstrude	4.22.500 AN
White carrara	4.22.500 BC
COUNTERTOP BASIN (L 81 x D 46 x H 1,5 cm)	
White solid surface	6.01.088
Black solid surface	6.01.088-NM
Ceramic	6.01.084


3 SIZES OF BASIN UNITS WITH DRAWER
OPTION OF CERAMIC AND SOLID SURFACE BASIN OR COUNTERTOP IN WOOD OR STONE
BLUM MOVENTO DRAWER RUNNERS
1 CARE KIT INCLUDED



1 DRAWER UNIT
L 105 x D 45 x H 87 cm
Ref. 5.21.005

TO BE COMPLETED WITH A COUNTERTOP
OR COUNTERTOP BASIN

	Ref.
COUNTERTOP (L 101 x D 46 x H 3 cm)	
Solid oak	5.22.501
Bluestone	4.22.501 PB
Exotic black	4.22.501 EB
Anstrude	4.22.501 AN
White carrara	4.22.501 BC
COUNTERTOP BASIN (L 101 x D 46 x H 1,5 cm)	
White solid surface	6.01.089
Black solid surface	6.01.089-NM
Ceramic	6.01.083



1 DRAWER UNIT
L 125 x D 45 x H 87 cm
Ref. 5.21.010

TO BE COMPLETED WITH A COUNTERTOP
OR COUNTERTOP BASIN

	Ref.
COUNTERTOP (L 121 x D 46 x H 3 cm)	
Solid oak	5.22.502
Bluestone	4.22.502 PB
Exotic black	4.22.502 EB
Anstrude	4.22.502 AN
White carrara	4.22.502 BC
COUNTERTOP DOUBLE BASIN (L 121 x D 46 x H 1,5 cm)	
White solid surface	6.01.090
Black solid surface	6.01.090-NM
Ceramic	6.01.085



Natural oil finish

- 3 SIZES OF BASIN UNIT WITH DRAWER
- OPTION OF CERAMIC AND SOLID SURFACE BASINS OR COUNTERTOP IN OAK OR STONE
- 4 SIZES OF DRAWER STORAGE
- CHOICE OF 9 OILED FINISHES
- BLUM MOVENTO DRAWER RUNNERS
- 1 CARE KIT INCLUDED



1 DRAWER UNIT

L 80 x D 45 x H 30 cm

Ref. 5.59.200

TO BE COMPLETED WITH COUNTERTOP
OR COUNTERTOP BASIN

	Ref.
COUNTERTOP (L81 x D46 x H3 cm)	
Solid oak	5.22.500
COUNTERTOP BASIN (L81 x D46 x H1,5 cm)	
White solid surface	6.01.088
Black solid surface	6.01.088-NM
Ceramic	6.01.084

1 DRAWER UNIT

L 120 x D 45 x H 30 cm

Ref. 5.59.210

TO BE COMPLETED WITH COUNTERTOP
OR COUNTERTOP DOUBLE BASIN

	Ref.
COUNTERTOP (L121 x D46 x H3 cm)	
Solid oak	5.22.502
COUNTERTOP DOUBLE BASIN (L121 x D46 x H1,5 cm)	
White solid surface	6.01.090
Black solid surface	6.01.090-NM
Ceramic	6.01.085



Natural oil finish

1 DRAWER UNIT

L 100 x D 45 x H 30 cm

Ref. 5.59.205

TO BE COMPLETED WITH COUNTERTOP
OR COUNTERTOP BASIN

	Ref.
COUNTERTOP (L101 x D46 x H3 cm)	
Solid oak	5.22.501
COUNTERTOP BASIN (L101 x D43 x H1,5 cm)	
White solid surface	6.01.089
Black solid surface	6.01.089-NM
Ceramic	6.01.083

COUNTERTOPS



SOLID OAK

COUNTERTOP BASINS



WHITE SOLID
SURFACE



BLACK SOLID
SURFACE



CERAMIC BASIN



Natural oil finish



STORAGE UNIT WITH
1 DRAWER
REMOVABLE STORAGE INCLUDED
L 80 x D 45 x H 27 cm
Ref. 5.59.512



STORAGE UNIT WITH
1 DRAWER
L 75 x D 30 x H 25 cm
Ref. 5.59.510



STORAGE UNIT WITH
1 DRAWER
REMOVABLE STORAGE INCLUDED
L 90 x D 45 x H 27 cm
Ref. 5.59.500



STORAGE UNIT WITH
2 DRAWERS
REMOVABLE STORAGE INCLUDED
L 120 x D 45 x H 27 cm
Ref. 5.59.515

Removable storage



AIR NEW



3 SIZES
OPTION OF CERAMIC AND SOLID SURFACE BASINS
OR COUNTERTOP IN WOOD OR STONE
BLACK OR WHITE METAL FRAMED SHELF
CHOICE OF 9 OILED FINISHES
BLUM MOVENTO DRAWER RUNNERS
1 CARE KIT INCLUDED



1 DRAWER UNIT

L 80 x D 45 x H 30 cm

Ref. 5.59.200

TO BE COMPLETED WITH A COUNTERTOP
OR COUNTERTOP BASIN

	Ref.
COUNTERTOP (L 81 x D 46 x H 3 cm)	
Solid oak	5.22.500
Bluestone	4.22.500 PB
Exotic black	4.22.500 EB
Anstrude	4.22.500 AN
White carrara	4.22.500 BC
COUNTERTOP BASIN (L 81 x D 46 x H 1,5 cm)	
White solid surface	6.01.088
Black solid surface	6.01.088-NM
Ceramic	6.01.084

TO BE ORDERED WITH
A METAL STRUCTURE
WITH SHELF 80 CM

MATT WHITE

L 79,5 x D 44,5 x H 31 cm

Ref. 5.59.100-WM

MATT BLACK

L 79,5 x D 44,5 x H 31 cm

Ref. 5.59.100-BM

1 DRAWER UNIT

L 120 x D 45 x H 30 cm

Ref. 5.59.210

TO BE COMPLETED WITH A COUNTERTOP
OR COUNTERTOP DOUBLE BASIN

	Ref.
COUNTERTOP (L 121 x P 46 x H 3 cm)	
Solid oak	5.22.502
Bluestone	4.22.502 PB
Exotic black	4.22.502 EB
Anstrude	4.22.502 AN
White carrara	4.22.502 BC
COUNTERTOP DOUBLE BASIN (L 121 x D 46 x H 1,5 cm)	
White solid surface	6.01.090
Black solid surface	6.01.090-NM
Ceramic	6.01.085



TO BE ORDERED WITH
A METAL STRUCTURE
WITH SHELF 120 CM

MATT WHITE

L 119,5 x D 44,5 x H 31 cm

Ref. 5.59.110-WM

MATT BLACK

L 119,5 x D 44,5 x H 31 cm

Ref. 5.59.110-BM

1 DRAWER UNIT

L 100 x D 45 x H 30 cm

Ref. 5.59.205

TO BE COMPLETED WITH A COUNTERTOP
OR COUNTERTOP BASIN

	Ref.
COUNTERTOP (L 101 x D 46 x H 3 cm)	
Solid oak	5.22.501
Bluestone	4.22.501 PB
Exotic black	4.22.501 EB
Anstrude	4.22.501 AN
White carrara	4.22.501 BC
COUNTERTOP BASIN (L 101 x D 46 x H 1,5 cm)	
White solid surface	6.01.089
Black solid surface	6.01.089-NM
Ceramic	6.01.083

TO BE ORDERED WITH
A METAL STRUCTURE
WITH SHELF 100 CM

MATT WHITE

L 99,5 x D 44,5 x H 31 cm

Ref. 5.59.105-WM

MATT BLACK

L 99,5 x P 44,5 x H 31 cm

Ref. 5.59.105-BM



STREAMLINE



Natural limewashed finish

- 3 SIZES OF BASIN UNITS WITH DRAWERS
- OPTION OF CERAMIC AND SOLID SURFACE BASINS OR COUNTERTOP IN WOOD OR STONE
- CHOICE OF 9 OILED FINISHES
- BLUM MOVENTO DRAWER RUNNERS
- 1 CARE KIT INCLUDED



2 DRAWER UNIT
L 80 x D 45 x H 50 cm

Ref. 5.11.000

TO BE COMPLETED WITH A COUNTERTOP
OR COUNTERTOP BASIN

	Ref.
COUNTERTOP (L 81 x D 46 x H 3 cm)	
Solid oak	5.22.500
Bluestone	4.22.500 PB
Exotic black	4.22.500 EB
Anstrude	4.22.500 AN
White carrara	4.22.500 BC
COUNTERTOP BASIN (L 81 x D 46 x H 1,5 cm)	
White solid surface	6.01.088
Black solid surface	6.01.088-NM
Ceramic	6.01.084



4 DRAWER UNIT
L 120 x D 45 x H 50 cm

Ref. 5.11.010

TO BE COMPLETED WITH A COUNTERTOP
OR COUNTERTOP DOUBLE BASI

	Ref.
COUNTERTOP (L 121 x D 46 x H 3 cm)	
Solid oak	5.22.502
Bluestone	4.22.502 PB
Exotic black	4.22.502 EB
Anstrude	4.22.502 AN
White carrara	4.22.502 BC
COUNTERTOP DOUBLE BASIN (L 121 x D 46 x H 1,5 cm)	
White solid surface	6.01.090
Black solid surface	6.01.090-NM
Ceramic	6.01.085

Option of 9 finishes
Accessories & Storage p70 – 80



2 DRAWER UNIT
L 100 x D 45 x H 50 cm

Ref. 5.11.005

TO BE COMPLETED WITH A COUNTERTOP
OR COUNTERTOP BASIN

	Ref.
COUNTERTOP (L 101 x D 46 x H 3 cm)	
Solid oak	5.22.501
Bluestone	4.22.501 PB
Exotic black	4.22.501 EB
Anstrude	4.22.501 AN
White carrara	4.22.501 BC
COUNTERTOP BASIN (L 101 x D 46 x H 1,5 cm)	
White solid surface	6.01.089
Black solid surface	6.01.089-NM
Ceramic	6.01.083

COUNTERTOPS



SOLID OAK



BLUESTONE



EXOTIC BLACK



ANSTRUDE



WHITE CARRARA

COUNTERTOP BASINS



WHITE SOLID
SURFACE



BLACK SOLID
SURFACE



CERAMIC BASIN

STREAMLINE 2



Natural oil finish

- 3 SIZES OF BASIN UNITS WITH DRAWERS
- OPTION OF CERAMIC AND SOLID SURFACE BASINS OR COUNTERTOP IN WOOD OR STONE
- CHOICE OF 9 OILED FINISHES
- OPTION OF WHITE OR BLACK METAL BASE
- BLUM MOVENTO DRAWER RUNNERS
- 1 CARE KIT INCLUDED



2 DRAWER UNIT
L 80 x D 45 x H 50 cm
Ref. 5.11.000

TO BE COMPLETED WITH A COUNTERTOP
OR COUNTERTOP BASIN

	Ref.
COUNTERTOP (L81 x P46 x H3 cm)	
Solid oak	5.22.500
Bluestone	4.22.500 PB
Exotic black	4.22.500 EB
Anstrude	4.22.500 AN
White carrara	4.22.500 BC
COUNTERTOP BASIN (L81 x D46 x H1,5 cm)	
White solid surface	6.01.088
Black solid surface	6.01.088-NM
Ceramic	6.01.084

TO BE COMPLETED WITH
METAL BASE
MATT WHITE
L 80 x D 45 x H 38 cm
Ref. 5.11.100-WM
MATT BLACK
L 80 x D 45 x H 38 cm
Ref. 5.11.100-BM

4 DRAWER UNIT
L 120 x D 45 x H 50 cm
Ref. 5.11.010

TO BE COMPLETED WITH A COUNTERTOP
OR COUNTERTOP DOUBLE BASIN

	Ref.
COUNTERTOP (L121 x D46 x H3 cm)	
Solid oak	5.22.502
Bluestone	4.22.502 PB
Exotic black	4.22.502 EB
Anstrude	4.22.502 AN
White carrara	4.22.502 BC
COUNTERTOP DOUBLE BASIN (L121 x D46 x H1,5 cm)	
White solid surface	6.01.090
Black solid surface	6.01.090-NM
Ceramic	6.01.085



TO BE COMPLETED WITH
METAL BASE
MATT WHITE
L 120 x D 45 x H 38 cm
Ref. 5.11.110-WM
MATT BLACK
L 120 x D 45 x H 38 cm
Ref. 5.11.110-BM

Option of 9 finishes
Accessories & Storage p70 – 80



2 DRAWER UNIT

1 BASIN

L 80 x D 45 x H 87 cm

Ref. 5.22.000

TO BE COMPLETED WITH A COUNTERTOP
OR COUNTERTOP BASIN

	Ref.
COUNTERTOP (L81 x D46 x H3 cm)	
Solid oak	5.22.500
Bluestone	4.22.500 PB
Exotic black	4.22.500 EB
Anstrude	4.22.500 AN
White carrara	4.22.500 BC
COUNTERTOP BASIN (L81 x D46 x H1,5 cm)	
White solid surface	6.01.088
Black solid surface	6.01.088-NM
Ceramic	6.01.084

2 DRAWER UNIT

L 120 x D 45 x H 87 cm

Ref. 5.22.002

TO BE COMPLETED WITH A TOP DRAWER
SUITABLE FOR 1 BASIN (countertop option only)

Ref. 5.22.007 D1

TO BE COMPLETED WITH A TOP DRAWER
SUITABLE FOR 2 BASINS

Ref. 5.22.007 D2

TO BE COMPLETED WITH A COUNTERTOP
OR COUNTERTOP DOUBLE BASIN

	Ref.
COUNTERTOP (L121 x D46 x H3 cm)	
Solid oak	5.22.502
Bluestone	4.22.502 PB
Exotic black	4.22.502 EB
Anstrude	4.22.502 AN
White carrara	4.22.502 BC
COUNTERTOP DOUBLE BASIN (L121 x D46 x H1,5 cm)	
White solid surface	6.01.090
Black solid surface	6.01.090-NM
Ceramic	6.01.085

Natural oil finish



2 DRAWER UNIT

1 BASIN

L 100 x D 45 x H 87 cm

Ref. 5.22.001

TO BE COMPLETED WITH A COUNTERTOP
OR COUNTERTOP BASIN

	Ref.
COUNTERTOP (L101 x D46 x H3 cm)	
Solid oak	5.22.501
Bluestone	4.22.501 PB
Exotic black	4.22.501 EB
Anstrude	4.22.501 AN
White carrara	4.22.501 BC
COUNTERTOP BASIN (L101 x D46 x H1,5 cm)	
White solid surface	6.01.089
Black solid surface	6.01.089-NM
Ceramic	6.01.083



Option of 9 finishes
Accessories & Storage p70 – 80



Natural oil finish

3 SIZES OF BASIN UNITS WITH DRAWERS
 OPTION OF 9 OILED FINISHES
 OPTION OF 2 DRAWERS WITH SHELF
 OR 3 DRAWERS
 OPTION OF CERAMIC AND SOLID SURFACE
 BASINS OR COUNTERTOP IN WOOD OR
 STONE
 BLUM MOVENTO DRAWER RUNNERS
 1 CARE KIT INCLUDED



3 DRAWER UNIT 1 BASIN

L 80 x D 45 x H 87 cm

Ref. 5.22.005

TO BE COMPLETED WITH A COUNTERTOP
 OR COUNTERTOP BASIN

	Ref.
COUNTERTOP (L81 x D46 x H3 cm)	
Solid oak	5.22.500
Bluestone	4.22.500 PB
Exotic black	4.22.500 EB
Anstrude	4.22.500 AN
White carrara	4.22.500 BC
COUNTERTOP BASIN (L81 x D46 x H1,5 cm)	
White solid surface	6.01.088
Black solid surface	6.01.088-NM
Ceramic	6.01.084

3 DRAWER UNIT L 120 x D 45 x H 87 cm

Ref. 5.22.007

TO BE COMPLETED WITH A TOP DRAWER
 SUITABLE FOR 1 BASIN (countertop option only)
 Ref. 5.22.007 D1

TO BE COMPLETED WITH A TOP DRAWER
 SUITABLE FOR 2 BASINS

Ref. 5.22.007 D2

TO BE COMPLETED WITH A COUNTERTOP
 OR COUNTERTOP DOUBLE BASIN

	Ref.
COUNTERTOP (L121 x D46 x H3 cm)	
Solid oak	5.22.502
Bluestone	4.22.502 PB
Exotic black	4.22.502 EB
Anstrude	4.22.502 AN
White carrara	4.22.502 BC
COUNTERTOP DOUBLE BASIN (L121 x D46 x H1,5 cm)	
White solid surface	6.01.090
Black solid surface	6.01.090-NM
Ceramic	6.01.085



3 DRAWER UNIT 1 BASIN

L 100 x D 45 x H 87 cm

Ref. 5.22.006

TO BE COMPLETED WITH A COUNTERTOP
 OR COUNTERTOP BASIN

	Ref.
COUNTERTOP (L101 x D46 x H3 cm)	
Solid oak	5.22.501
Bluestone	4.22.501 PB
Exotic black	4.22.501 EB
Anstrude	4.22.501 AN
White carrara	4.22.501 BC
COUNTERTOP BASIN (L101 x D46 x H1,5 cm)	
White solid surface	6.01.089
Black solid surface	6.01.089-NM
Ceramic	6.01.083

COUNTERTOPS



SOLID OAK



BLUESTONE



EXOTIC BLACK




ANSTRUDE



WHITE CARRARA

COUNTERTOP BASINS



WHITE SOLID
 SURFACE



BLACK SOLID
 SURFACE



CERAMIC BASIN

CURVE



2 DRAWER UNIT WITH SHELF
AND BLACK METAL BASE 80 CM
L 78 x D 44 x H 81 cm
Ref. 5.14.000

TO BE COMPLETED WITH 2 MATT BLACK ROUND
DRAWER HANDLES AND A COUNTERTOP

	Ref.
COUNTERTOP (L 80 x D 46 x H 3 cm)	
Solid oak	5.14.500
Bluestone	4.14.500 PB
Exotic black	4.14.500 EB
Anstrude	4.14.500 AN
White carrara	4.14.500 BC



2 DRAWER UNIT WITH SHELF
AND BLACK METAL BASE 100 CM
L 98 x D 44 x H 81 cm
Ref. 5.14.005

TO BE COMPLETED WITH 2 MATT BLACK ROUND
DRAWER HANDLES AND A COUNTERTOP

	Ref.
COUNTERTOP (L 100 x D 46 x H 3 cm)	
Solid oak	5.14.505
Bluestone	4.14.505 PB
Exotic black	4.14.505 EB
Anstrude	4.14.505 AN
White carrara	4.14.505 BC



2 DRAWER UNIT WITH SHELF
AND BLACK METAL BASE 120 CM
L 118 x D 44 x H 81 cm
Ref. 5.14.010

TO BE COMPLETED WITH A TOP DRAWER
SUITABLE FOR 1 BASIN
Ref. 5.14.010 D1

SUITABLE FOR 2 BASINS

Ref. 5.14.010 D2

TO BE COMPLETED WITH 2 MATT BLACK ROUND
DRAWER HANDLES AND A COUNTERTOP

	Ref.
COUNTERTOP (L 120 x D 46 x H 3 cm)	
Solid oak	5.14.510
Bluestone	4.14.510 PB
Exotic black	4.14.510 EB
Anstrude	4.14.510 AN
White carrara	4.14.510 BC



Ref.
MATT BLACK ROUND HANDLE
Matt black 5.20.000 BOU-NOM

COUNTERTOPS



SOLID OAK



BLUESTONE



EXOTIC BLACK



ANSTRUDE



WHITE CARRARA

Option of 9 finishes
Accessories & Storage p70 – 80
depth of basin maximum 38cm

Natural oil finish

- 3 SIZES OF BASIN UNITS
- OPTION OF WOOD OR STONE COUNTERTOPS
- CHOICE OF 9 OILED FINISHES
- BLUM MOVENTO DRAWER RUNNERS
- 1 CARE KIT INCLUDED





Natural oil finish



1 DRAWER UNIT WITH SHELF

L 62 X D 55 X H 82 cm (unit width 60 cm)

Ref. 5.12.000

TO BE COMPLETED WITH A COUNTERTOP

	Ref.
COUNTERTOP (L 60 x D 55 x H 3 cm)	
Solid oak	5.12.500
Bluestone	4.12.500 PB
Exotic black	4.12.500 EB
Anstrude	4.12.500 AN
White carrara	4.12.500 BC

Option of 9 finishes
Accessories & Storage p70 – 80

3 SIZES OF BASIN UNITS

OPTION OF 1 OR 2 DRAWERS

OPTION OF WOOD OR STONE
COUNTERTOPS

CHOICE OF 9 OILED FINISHES

BLUM MOVENTO DRAWER RUNNERS

1 CARE KIT INCLUDED



2 DRAWER UNIT

L 62 X D 55 X H 82 cm (unit width 60 cm)

Ref. 5.12.001

TO BE COMPLETED WITH A COUNTERTOP

	Ref.
COUNTERTOP (L 60 x D 55 x H 3 cm)	
Solid oak	5.12.500
Bluestone	4.12.500 PB
Exotic black	4.12.500 EB
Anstrude	4.12.500 AN
White carrara	4.12.500 BC



Natural oil finish



1 DRAWER UNIT WITH SHELF
L 104 X D 55 X H 82 cm (unit width 102 cm)
Ref. 5.12.005

TO BE COMPLETED WITH A COUNTERTOP

	Ref.
COUNTERTOP (L 102 x D 55 x H 3 cm)	
Solid oak	5.12.505
Bluestone	4.12.505 PB
Exotic black	4.12.505 EB
Anstrude	4.12.505 AN
White carrara	4.12.505 BC



2 DRAWER UNIT
L 104 X D 55 X H 82 cm (unit width 102 cm)
Ref. 5.12.006

TO BE COMPLETED WITH A COUNTERTOP

	Ref.
COUNTERTOP (L 102 x D 55 x H 3 cm)	
Solid oak	5.12.505
Bluestone	4.12.505 PB
Exotic black	4.12.505 EB
Anstrude	4.12.505 AN
White carrara	4.12.505 BC



1 DRAWER UNIT WITH SHELF
L 124 X D 55 X H 82 cm (unit width 122 cm)
Ref. 5.12.010
TO BE COMPLETED WITH A TOP DRAWER
SUITABLE FOR 1 BASIN
Ref. 5.12.010 D1
SUITABLE FOR 2 BASINS
Ref. 5.12.010 D2
TO BE COMPLETED WITH A COUNTERTOP

	Ref.
COUNTERTOP (L 122 x D 55 x H 3 cm)	
Solid oak	5.12.510
Bluestone	4.12.510 PB
Exotic black	4.12.510 EB
Anstrude	4.12.510 AN
White carrara	4.12.510 BC




2 DRAWER UNIT
L124 X D 55 X H 82 cm (unit width 122 cm)
Ref. 5.12.011
TO BE COMPLETED WITH A TOP DRAWER
SUITABLE FOR 1 BASIN
Ref. 5.12.010 D1
SUITABLE FOR 2 BASINS
Ref. 5.12.010 D2
TO BE COMPLETED WITH A COUNTERTOP

	Ref.
COUNTERTOP (L 122 x D 55 x H 3 cm)	
Solid oak	5.12.510
Bluestone	4.12.510 PB
Exotic black	4.12.510 EB
Anstrude	4.12.510 AN
White carrara	4.12.510 BC

COUNTERTOPS



SOLID OAK



BLUESTONE



EXOTIC BLACK



ANSTRUDE



WHITE CARRARA

Option of 9 finishes
Accessories & Storage p70 – 80


FREE



Natural limewashed finish

3 SIZES OF BASIN UNITS WITH DOORS -
CHOICE OF 9 OILED FINISHES

TO BE COMPLETED WITH:
2 DOORS (CHOICE OF 8 DESIGNS)
COUNTERTOP IN OAK OR STONE
OPTIONAL OAK BASE
2 DOOR HANDLES EITHER IN STAINLESS
OR MATT BLACK
1 CARE KIT INCLUDED



Limewashed finish



Option of 9 finishes
Accessories & Storage p70 – 80

CHARCOAL FINISH





BASIN UNITS

L 79 x D 54,5 x H 55cm

Ref. 5.54.000

TO BE COMPLETED WITH 2 HANDLES (ROUND OR FLAT DESIGN) 2 DOORS AND A COUNTERTOP


Ref.	
COUNTERTOP (L80 x D55 x H3cm)	
Solid oak	5.54.500
Bluestone	4.54.500 PB
Exotic black	4.54.500 EB
Anstrude	4.54.500 AN
White carrara	4.54.500 BC

OPTIONAL WOOD BASE

L 79 x D 54,5 x H 20cm

OAK

Ref. 5.54.001



BASIN UNITS

L 119 x D 54,5 x H 55cm

OPTION OF 1 OR 2 BASINS

Ref. 5.54.010

TO BE COMPLETED WITH 2 HANDLES (ROUND OR FLAT DESIGN) 2 DOORS AND A COUNTERTOP

Ref.	
COUNTERTOP (L120 x D55 x H3cm)	
Solid oak	5.54.510
Bluestone	4.54.510 PB
Exotic black	4.54.510 EB
Anstrude	4.54.510 AN
White carrara	4.54.510 BC

OPTIONAL WOOD BASE

L 119 x D 54,5 x H 20cm

OAK

Ref. 5.54.011



BASIN UNITS

L 100 x D 54,5 x H 55cm

Ref. 5.54.005

TO BE COMPLETED WITH 2 HANDLES (ROUND OR FLAT DESIGN) 2 DOORS AND A COUNTERTOP

Ref.	
COUNTERTOP (L101 x D55 x H3cm)	
Solid oak	5.20.061
Bluestone	4.54.505 PB
Exotic black	4.54.505 EB
Anstrude	4.54.505 AN
White carrara	4.54.505 BC

OPTIONAL WOOD BASE

L 100 x D 54,5 x H 20cm

OAK

Ref. 5.54.051



COLUMN

Left or right hand hinges to be specified.

L 44 x D 40 x H 160cm

Ref. 5.04.050

TO BE COMPLETED WITH 1 HANDLE (ROUND OR FLAT DESIGN) AND 1 DOOR

OPTIONAL WOOD BASE

L 44 x D 40 x H 20cm

OAK

Ref. 5.54.051



FLAT HANDLE


DOOR

Ref. 5.54.000 BTR

Ref. 5.54.005 BTR

Ref. 5.54.010 BTR

Ref. .5.04.050 BTR



FLAT HANDLE

DOOR

Ref. 5.54.000 BTS

Ref. 5.54.005 BTS

Ref. 5.54.010 BTS

Ref. 5.04.050 BTS



FLAT OR ROUND HANDLE

DOOR

Ref. 5.54.000 BTB

Ref. 5.54.005 BTB

Ref. 5.54.010 BTB

Ref. 5.04.050 BTB



FLAT OR ROUND HANDLE

DOOR

Ref. 5.54.000 BTC

Ref. 5.54.005 BTC

Ref. 5.54.010 BTC

Ref. 5.04.050 BTC



WITHOUT HANDLE


DOOR

Ref. 5.54.000 BT

Ref. 5.54.005 BT

Ref. 5.54.010 BT

Ref. 5.04.050 BT



FLAT OR ROUND HANDLE

DOOR

Ref. 5.54.000 BTO

Ref. 5.54.005 BTO

Ref. 5.54.010 BTO

Ref. 5.04.050 BTO



FLAT OR ROUND HANDLE

DOOR

Ref. 5.54.000 CBT

Ref. 5.54.005 CBT

Ref. 5.54.010 CBT

Ref. 5.04.050 CBT



FLAT OR ROUND HANDLE

DOOR

Ref. 5.54.000 CAN

Ref. 5.54.005 CAN

Ref. 5.54.010 CAN

Ref. 5.04.050 CAN

HANDLES

STAINLESS OR MATT BLACK



Ref.	
FLAT HANDLE	
Stainless	5.20.000 HDL-IN
Matt black	5.20.000 HDL-NOM



Ref.	
ROUND HANDLE	
Stainless	5.20.000 BOU-IN
Matt black	5.20.000 BOU-NOM

ORIGIN



Natural limewashed finish

CHOICE OF 9 FINISHES

4 SIZES OF BASIN UNITS (WITH OR WITHOUT DOORS)

TO BE COMPLETED WITH A COUNTERTOP IN OAK OR STONE,
1 OR 2 DOORS WITH HANDLES AND TOWEL RAIL
IN STAINLESS OR MATT BLACK

OPTIONAL SEAGRASS OR RATTAN BASKETS

1 CARE KIT INCLUDED




COUNTERTOPS



SOLID OAK



BLUESTONE



EXOTIC BLACK



ANSTRUDE



WHITE CARRARA

FINISHES

TOWEL RAIL AND HANDLES



TOWEL RAILS
(Stainless or matt black)



STAINLESS



MATT BLACK



ROUND & FLAT HANDLES
(Stainless or matt black)



STAINLESS



MATT BLACK



STAINLESS



MATT BLACK



Natural oil finish



1 BASIN UNIT
L 64 x D 54,5 x H 75 cm
Ref. 5.20.000

TO BE COMPLETED WITH 1 RAIL,
1 HANDLE (ROUND OR FLAT DESIGN),
1 DOOR & A COUNTERTOP

	Ref.
COUNTERTOP (L 65 x D 55 x H 3 cm)	
Solid oak	5.20.060
Bluestone	4.20.060 PB
Exotic black	4.20.060 EB
Anstrude	4.20.060 AN
White carrara	4.20.060 BC
TOWEL RAIL	
Stainless	5.20.000 PS-IN
Matt black	5.20.000 PS-NOM



1 BASIN UNIT
L 100 x D 54,5 x H 75 cm
Ref. 5.20.005

TO BE COMPLETED WITH 1 RAIL,
1 HANDLE (ROUND OR FLAT DESIGN),
1 DOOR & A COUNTERTOP

	Ref.
COUNTERTOP (L 101 x D 55 x H 3 cm)	
Solid oak	5.20.061
Bluestone	4.20.061 PB
Exotic black	4.20.061 EB
Anstrude	4.20.061 AN
White carrara	4.20.061 BC
TOWEL RAIL	
Stainless	5.20.005 PS-IN
Matt black	5.20.005 PS-NOM



DOOR
FLAT OR ROUND HANDLE
Ref. 5.20.005 BTC



BASIN UNIT
(OPTION OF 1 OR 2 BASINS)
L 132 x D 54,5 x H 75 cm
Ref. 5.20.010

TO BE COMPLETED WITH 1 RAIL,
2 HANDLES (ROUND OR FLAT DESIGN),
2 DOORS & A COUNTERTOP

	Ref.
COUNTERTOP (L 133 x D 55 x H 3 cm)	
Solid oak	5.20.062
Bluestone	4.20.062 PB
Exotic black	4.20.062 EB
Anstrude	4.20.062 AN
White carrara	4.20.062 BC
TOWEL RAIL	
Stainless	5.20.010 PS-IN
Matt black	5.20.010 PS-NOM



BASIN UNIT
(OPTION OF 1 OR 2 BASINS)
L 164 x D 54,5 x H 75 cm
Ref. 5.20.012

TO BE COMPLETED WITH 1 RAIL,
2 HANDLES (ROUND OR FLAT DESIGN),
2 DOORS & A COUNTERTOP

	Ref.
COUNTERTOP (L 165 x D 55 x H 3 cm)	
Solid oak	5.20.064
Bluestone	4.20.064 PB
Exotic black	4.20.064 EB
Anstrude	4.20.064 AN
White carrara	4.20.064 BC
TOWEL RAIL	
Stainless	5.20.012 PS-IN
Matt black	5.20.012 PS-NOM



Natural limewashed finish



Natural oil finish

ROUND & FLAT HANDLES
(Stainless or matt black)

	Ref.
FLAT HANDLE	
Stainless	5.20.000 HDL-IN
Matt black	5.20.000 HDL-NOM

	Ref.
ROUND HANDLE	
Stainless	5.20.000 BOU-IN
Matt black	5.20.000 BOU-NOM

VARIATION

BY ORIGIN



Natural limewashed finish

- 4 SIZES OF BASIN UNITS
- CHOICE OF 6 DOOR DESIGNS
- TO BE COMPLETED WITH AN OAK OR STONE COUNTERTOP
- OPTIONAL SEAGRASS OR RATTAN BASKETS
- 1 OR 2 HANDLES (ROUND OR FLAT DESIGN) & 1 RAIL IN STAINLESS OR MATT BLACK
- 1 CARE KIT INCLUDED



COUNTERTOPS



SOLID OAK



BLUESTONE



EXOTIC BLACK



ANSTRUDE



WHITE CARRARA

FINISHES

TOWEL RAIL & HANDLES

TOWEL RAIL
(stainless or matt black)



STAINLESS



MATT BLACK

ROUND OR FLAT HANDLE DESIGN
(available in 2 finishes)



STAINLESS



MATT BLACK



STAINLESS



MATT BLACK

BASKETS

OPTIONAL FOR SMALL OR LARGE OPEN SHELVING



L 44 x D 35,5 x H 16,5 cm
Ref. 1.02.055 SY
Large open shelving



L 44 x D 35,5 x H 16,5 cm
Ref. 1.02.051 SG
Large open shelving



L 17 x D 35,5 x H 16,5 cm
Ref. 1.02.054 SY
Small open shelving



L 17 x D 35,5 x H 16,5 cm
Ref. 1.02.050 SG
Small open shelving



1 BASIN UNIT
L 64 x D 54,5 x H 75 cm
Ref. 5.20.000

TO BE COMPLETED WITH 1 RAIL,
1 HANDLE (ROUND OR FLAT DESIGN),
1 DOOR, A COUNTERTOP & SIDE PANELS

	Ref.
COUNTERTOP (L 65 x D 55 x H 3 cm)	
Solid oak	5.20.060
Bluestone	4.20.060 PB
Exotic black	4.20.060 EB
Anstrude	4.20.060 AN
White carrara	4.20.060 BC
TOWEL RAIL	
Stainless	5.20.000 PS-IN
Matt black	5.20.000 PS-NOM



1 BASIN UNIT
L 100 x D 54,5 x H 75 cm
Ref. 5.20.005


TO BE COMPLETED WITH 1 RAIL,
1 HANDLE (ROUND OR FLAT DESIGN),
1 DOOR, A COUNTERTOP & SIDE PANELS

	Ref.
COUNTERTOP (L 101 x D 55 x H 3 cm)	
Solid oak	5.20.061
Bluestone	4.20.061 PB
Exotic black	4.20.061 EB
Anstrude	4.20.061 AN
White carrara	4.20.061 BC
TOWEL RAIL	
Stainless	5.20.005 PS-IN
Matt black	5.20.005 PS-NOM



Natural limewashed finish


SIDE PANELS
(pair)
Ref. 5.20.000 SP



DOORS (the same size of door for all basin units)



FLORES
FLAT HANDLE ONLY
Ref. 5.20.005 BTS



MAUI
FLAT OR ROUND HANDLE
Ref. 5.20.005 BTO



TONGA
FLAT OR ROUND HANDLE
Ref. 5.20.005 BTB



BALI
FLAT HANDLE ONLY
Ref. 5.20.005 BTR



SUMBA
WITHOUT HANDLE
Ref. 5.20.005 BT



DOOR
FLAT OR ROUND HANDLE
Ref. 5.20.005 CAN



BASIN UNIT
(OPTION OF 1 OR 2 BASINS)
L 132 x D 54,5 x H 75 cm
Ref. 5.20.010

TO BE COMPLETED WITH 1 RAIL,
2 HANDLES (ROUND OR FLAT DESIGN),
2 DOORS, A COUNTERTOP & SIDE PANELS

	Ref.
COUNTERTOP (L 133 x D 55 x H 3 cm)	
Solid oak	5.20.062
Bluestone	4.20.062 PB
Exotic black	4.20.062 EB
Anstrude	4.20.062 AN
White carrara	4.20.062 BC
TOWEL RAIL	
Stainless	5.20.010 PS-IN
Matt black	5.20.010- PS-NOM



BASIN UNIT
(OPTION OF 1 OR 2 BASINS)
L 164 x D 54,5 x H 75 cm
Ref. 5.20.012

TO BE COMPLETED WITH 1 RAIL,
2 HANDLES (ROUND OR FLAT DESIGN),
2 DOORS, A COUNTERTOP & SIDE PANELS

	Ref.
COUNTERTOP (L 165 x D 55 x H 3 cm)	
Solid oak	5.20.064
Bluestone	4.20.064 PB
Exotic black	4.20.064 EB
Anstrude	4.20.064 AN
White carrara	4.20.064 BC
TOWEL RAIL	
Stainless	5.20.012 PS-IN
Matt black	5.20.012 PS-NOM

Option of 9 finishes
Accessories & Storage p70 – 80

ROUND & FLAT HANDLES (see p51)

	Ref.
FLAT HANDLE	
Stainless	5.20.000 HDL-IN
Matt black	5.20.000 HDL-NOM

	Ref.
ROUND HANDLE	
Stainless	5.20.000 BOU-IN
Matt black	5.20.000 BOU-NOM

BRICK



2 SIZES OF BASIN UNITS WITH DRAWERS WALL HANGING OR BASE MOUNTED
(3 SIZES OF BASE)

OPTION OF 9 FINISHES AND STONE COUNTERTOPS

2 SIZES OF OPEN STORAGE

BLUM MOVENTO DRAWER RUNNERS

1 CARE KIT INCLUDED



Natural limewashed + black finish



Natural limewashed + black finish



OPEN STORAGE
L 30 X D 30 X H 30 cm
Ref. 5.25.012



BASIN UNIT WITH 2 DRAWERS
L 60 X D 50 X H 40 cm
Ref. 5.25.000
OPTION OF STONE COUNTERTOP

	Ref.
COUNTERTOP (L 60,5 x D 51 x H 3 cm)	
Bluestone	4.25.500 PB
Exotic black	4.25.500 EB
Anstrude	4.25.500 AN
White carrara	4.25.500 BC

OPTIONAL BASE
L 106 x D 48 x H 40 cm
Ref. 5.25.112
WOOD TOP
(Suggested base top size L 110 x D 52 cm)
Ref. 5.25.115

OPTIONAL BASE
L 196 x D 48 x H 40 cm
Ref. 5.25.202
WOOD TOP
(Suggested base top size L 200 x D 52 cm)
Ref. 5.25.205



OPEN STORAGE
(LANDSCAPE OR PORTRAIT)
L 40 X D 30 X H 30 cm
Ref. 5.25.013



BASIN UNIT WITH 2 DRAWERS
L 84 x D 50 x H 40 cm
Ref. 5.25.005
OPTION OF STONE COUNTERTOP

	Ref.
COUNTERTOP (L 84,5 x P 50 x H 3 cm)	
Bluestone	4.25.505 PB
Exotic black	4.25.505 EB
Anstrude	4.25.505 AN
White carrara	4.25.505 BC

OPTIONAL BASE
L 146 x D 48 x H 40 cm
Ref. 5.25.152
WOOD TOP
(Suggested base top size L 150 x D 52 cm)
Ref. 5.25.155



Option of 9 finishes
Accessories & Storage p70 – 80

AIR



Natural Limewashed Finish



Greige finish

- 5 COUNTERTOP SIZES
- CHOICE OF 9 OILED FINISHES
- 4 SIZES OF DRAWER STORAGE
- REMOVABLE STORAGE INCLUDED
- BLUM MOVENTO DRAWER RUNNERS
- 1 CARE KIT INCLUDED

Grey Finish



BASIN UNIT IN SOLID OAK

L 90 x D 50 x H 12 cm

Ref. 5.59.000

L 120 x D 50 x H 12 cm

Ref. 5.59.005

L 140 x D 50 x H 12 cm

Ref. 5.59.020

L 160 x D 50 x H 12 cm

Ref. 5.59.010

L 180 x D 50 x H 12 cm

Ref. 5.59.015



STORAGE UNIT WITH 1 DRAWER

L 75 x D 30 x H 25 cm

Ref. 5.59.510

REMOVABLE STORAGE INCLUDED

L 80 x D 45 x H 27 cm

Ref. 5.59.512

REMOVABLE STORAGE INCLUDED

L 90 x D 45 x H 27 cm

Ref. 5.59.500

STORAGE UNIT WITH 2 DRAWERS

REMOVABLE STORAGE INCLUDED

L 120 x D 45 x H 27 cm

Ref. 5.59.515



Removable storage

Option of 9 finishes
Accessories & Storage p70 – 80

BLACKLINE

2 SIZES OF BASIN UNITS WITH DRAWER
 OPTION OF 9 OILED FINISHES
 OAK COUNTERTOP INCLUDED
 BASIN UNIT WITH BLACK METAL FRAME
 BLUM MOVENTO DRAWER RUNNERS
 1 CARE KIT INCLUDED

Natural oil finish



**BASIN UNIT
 WITH 1 DRAWER & SHELF**
 L 109 x D 46 x H 81 cm
 (unit dimensions L 101 x D 42 x H 82,5 cm)
Ref. 5.13.005



**BASIN UNIT
 WITH 1 DRAWER & SHELF**
 L 129 x D 46 x H 81 cm
 (unit dimensions L 121 x D 42 x H 82,5 cm)
Ref. 5.13.010
TO BE COMPLETED WITH THE DRAWER
 SUITABLE FOR 1 BASIN
Ref. 5.13.010 D1
 SUITABLE FOR 2 BASINS
Ref. 5.13.010 D2

Option of 9 finishes

Natural oil finish

BASIC



- 3 SIZES OF BASIN UNITS WITH DRAWERS
- TO BE COMPLETED WITH A WHITE OR BLACK BASIN
- CHOICE OF 9 OILED FINISHES
- REMOVABLE STORAGE INCLUDED
- BLUM MOVENTO TIP ON DRAWER RUNNERS
- 1 CARE KIT INCLUDED



1 DRAWER UNIT
L 55,5 x D 41 x H 36 cm
Ref. 5.55.000

**TO BE COMPLETED WITH
CERAMIC BASIN**
WHITE
Rear unglazed
L 56 x D 42 x H 11 cm
Ref. 6.02.030



1 DRAWER UNIT
L 79,5 x D 41 x H 36 cm
Ref. 5.55.005

**TO BE COMPLETED WITH
CERAMIC BASIN**
WHITE
Rear unglazed
L 80 x D 42 x H 11 cm
Ref. 6.02.031




1 DRAWER UNIT
L 109,5 x D 41 x H 436 cm
Ref. 5.55.010

**TO BE COMPLETED WITH
CERAMIC BASIN**
WHITE
Rear unglazed
Option of 1 central taphole or 2 each side
L 110 x P 42 x H 11 cm
Ref. 6.02.032



1 DRAWER UNIT
L 55,5 x D 41 x H 36 cm
Ref. 5.55.000

**TO BE COMPLETED WITH
CERAMIC BASIN**
MATT BLACK
Rear unglazed
L 56 x D 42 x H 11 cm
Ref. 6.02.030-NM



1 DRAWER UNIT
L 79,5 x D 41 x H 36 cm
Ref. 5.55.005

**TO BE COMPLETED WITH
CERAMIC BASIN**
MATT BLACK
Rear unglazed
L 80 x D 42 x H 11 cm
Ref. 6.02.031-NM



1 DRAWER UNIT
L 109,5 x D 41 x H 36 cm
Ref. 5.55.010

**TO BE COMPLETED WITH
CERAMIC BASIN**
MATT BLACK
Rear unglazed
Option of 1 central taphole or 2 each side
L 110 x P 42 x H 11 cm
Ref. 6.02.032-NM

Option of 9 finishes
Accessories & Storage p70 – 80

BELT



Natural limewashed finish

- 4 SIZES OF BASIN UNITS WITH DRAWERS
- COUNTERTOP IN SOLID OAK
- WALL HANGING OR FLOOR STANDING
- BASIN UNIT WITH BLACK OR WHITE METAL FRAME
- CHOICE OF 9 OILED FINISHES
- BLUM MOVENTO DRAWER RUNNERS
- 1 CARE KIT INCLUDED



UNIT WITH 2 DRAWERS
L 94 x D 52 x H 55 cm
(unit size L 80 x D 52 x H 55 cm)
Ref. 5.10.000



TO BE COMPLETED WITH
A METAL FRAME
MATT BLACK
Ref. 5.10.001-BM



TO BE COMPLETED WITH
A METAL FRAME
MATT WHITE
Ref. 5.10.001-WM



TO BE COMPLETED WITH
A METAL STAND
MATT BLACK
Ref. 5.10.011-BM



TO BE COMPLETED WITH
A METAL STAND
MATT WHITE
Ref. 5.10.011-WM

Option of 9 finishes
Accessories & Storage p70 – 80

Natural limewashed finish



UNIT WITH 2 DRAWERS

L 114 x D 52 x H 55 cm
(unit size L 100 x D 52 x H 55 cm)
Ref. 5.10.005



TO BE COMPLETED WITH
A METAL FRAME
MATT BLACK
Ref. 5.10.051-BM
MATT WHITE
Ref. 5.10.051-WM



TO BE COMPLETED WITH
A METAL STAND
MATT BLACK
Ref. 5.10.052-BM
MATT WHITE
Ref. 5.10.052-WM

UNIT WITH 2 DRAWERS

(OPTION OF 1 OR 2 BASINS)
L 134 x D 52 x H 55 cm
(unit size L 120 x D 52 x H 55 cm)

Ref. 5.10.010

TO BE COMPLETED WITH A TOP DRAWER
SUITABLE FOR 1 BASIN

Ref. 5.10.010 D1

SUITABLE FOR 2 BASINS

Ref. 5.10.010 D2



TO BE COMPLETED WITH
A METAL FRAME
MATT BLACK
Ref. 5.10.101-BM
MATT WHITE
Ref. 5.10.101-WM



TO BE COMPLETED WITH
A METAL STAND
MATT BLACK
Ref. 5.10.111-BM
MATT WHITE
Ref. 5.10.111-WM



Natural limewashed finish

UNIT WITH 4 DRAWERS

(OPTION OF 1 OR 2 BASINS)
ON THE LEFT OR RIGHT ONLY
L 154 x D 52 x H 55 cm
(unit size L 140 x D 52 x H 55 cm)
Ref. 5.10.015



TO BE COMPLETED WITH
A METAL FRAME
MATT WHITE
Ref. 5.10.151-WM



TO BE COMPLETED WITH
A METAL FRAME
MATT BLACK
Ref. 5.10.151-BM



TO BE COMPLETED WITH
A METAL STAND
MATT WHITE
Ref. 5.10.152-WM



TO BE COMPLETED WITH
A METAL STAND
MATT BLACK
Ref. 5.10.152-BM

NATURE



Natural oil finish

SOLID OAK COUNTERTOP MADE TO MEASURE IN 3CM AND 4CM THICKNESSES
OPTION OF STAINLESS STEEL WALL BRACKETS
AVAILABLE ALSO IN BLACK OR WHITE LACQUER FINISH

COUNTERTOP MADE TO MEASURE



COUNTERTOP IN SOLID OAK PER
LINEAR METRE (MAXIMUM 2M)
D 52,5 x H 4 cm
Ref. 5.70.015

COUNTERTOP IN SOLID OAK
PER LINEAR METRE (MAXIMUM
3M)
D 52,5 x H 3 cm
Ref. 5.20.306



WALL BRACKETS UP TO A WIDTH OF 1.20 METRES



STAINLESS STEEL WALL
BRACKET/PAIR
D 52 x H 20 cm
Ref. 5.70.011



STAINLESS STEEL WALL
BRACKET IN BLACK/PAIR
D 52 x H 20 cm
Ref. 5.70.013-BM



STAINLESS STEEL WALL
BRACKET IN WHITE/PAIR
D 52 x H 20 cm
Ref. 5.70.013-WM

ABOVE A WIDTH OF 1.20 METRES



STAINLESS STEEL WALL
BRACKET/PAIR
D 52 x H 27 cm
Ref. 5.70.012



STAINLESS STEEL WALL
BRACKET IN BLACK/PAIR
D 52 x H 27 cm
Ref. 5.70.014-BM



STAINLESS STEEL WALL
BRACKET IN WHITE/PAIR
D 52 x H 27 cm
Ref. 5.70.014-WM

Option of 9 finishes
Accessories & Storage p70 – 80



SHELVING



L 90 x D 18 x H 5cm
Ref. 5.03.110
L 120 x D 18 x H 5cm
Ref. 5.03.111



L 65 x D 15 x H 25cm
Ref. 5.03.104



LINEAR METRE
Max L 200 x D 15 x H 7cm
Ref. 5.03.100

BENCHES



L 60 x D 30,5 x H 45cm
Ref. 5.02.025



L 100 x D 30,5 x H 45cm
Ref. 5.02.026

COLUMNS



STREAMLINE
1 DOOR
L 40 x D 34 x H 100cm
Ref. 5.04.150
** Left or right hand hinges
to be specified.*



1 DOOR
COLUMN
L 42,4 x D 40.8 x H 187.8cm
Ref. 5.20.020
**TO BE COMPLETED
WITH 1 HANDLE
(ROUND OR FLAT
DESIGN IN STAINLESS
OR MATT BLACK)**
** Left or right hand hinges
to be specified.*



SHELVING
UNIT
L 45 x D 45 x H 200cm
Ref. 5.04.600



WALL
HANGING
COLUMN
L 40 x D 36 x H 180cm
Ref. 5.04.620
** Left or right hand hinges
to be specified.*



BASE (optional)
for ref. 5.04.620
L 40 x D 36 x H 25cm
Ref. 5.04.621

FLAT OR ROUND HANDLE



STAINLESS



MATT BLACK



STAINLESS



MATT BLACK

	Ref.
FLAT HANDLE (for column storage 5.20.020)	
Stainless	5.20.000 HDL-IN
Matt black	5.20.000 HDL-NOM

Option of 9 finishes
Accessories & Storage p70 – 80

	Ref.
ROUND HANDLE (for column storage 5.20.020)	
Stainless	5.20.000 BOU-IN
Matt black	5.20.000 BOU-NOM



Natural limewashed finish

STORAGE UNITS



WALL STORAGE
L 30 x D 15 x H 30 cm
Ref. 5.07.106



STORAGE UNIT WITH DRAWER
L 75 x D 30 x H 25 cm
Ref. 5.59.510
L 80 x D 45 x H 27 cm
Ref. 5.59.512
L 90 x D 45 x H 27 cm
Ref. 5.59.500
L 120 x D 45 x H 27 cm
Ref. 5.59.515



L 60 x D 38,7 x H 86 cm
Ref. 5.20.021

TO BE COMPLETED WITH 1 DOOR & 1 HANDLE
(ROUND OR FLAT DESIGN IN STAINLESS OR MATT BLACK)
Ref. 5.20.005 BTC

FOR REF. 5.20.021

TO BE COMPLETED WITH A COUNTERTOP: L 61 x D 39,5 x H 3 CM

SOLID OAK	BLUESTONE	EXOTIC BLACK	ANSTRUDE	WHITE CARRARA
Ref. 5.20.063	Ref. 4.20.063 PB	Ref. 4.20.063 EB	Ref. 4.20.063 AN	Ref. 4.20.063 BC



L 60 x D 38,7 x H 86 cm
Ref. 5.20.021

OPTION OF 3 LARGE BASKETS
Ref. 1.02.051 SG/1.02.054 SY



L 100 x D 38,7 x H 3 cm
Ref. 5.20.022

TO BE COMPLETED WITH 2 DOORS & 2 HANDLES
(ROUND OR FLAT DESIGN IN STAINLESS OR MATT BLACK)
Ref. 5.20.005 BTC

FOR REF. 5.20.022

TO BE COMPLETED WITH A COUNTERTOP: L 111 x D 39,2 x H 3 CM

SOLID OAK	BLUESTONE	EXOTIC BLACK	ANSTRUDE	WHITE CARRARA
Ref. 5.20.066	Ref. 4.20.066 PB	Ref. 4.20.066 EB	Ref. 4.20.066 AN	Ref. 4.20.066 BC



L 100 x D 38,7 x H 3 cm
Ref. 5.20.022

OPTION OF 6 LARGE BASKETS
Ref. 1.02.051 SG/1.02.055 SY


COUNTERTOPS



SOLID OAK



BLUESTONE



EXOTIC BLACK



ANSTRUDE



WHITE CARRARA

FLAT OR ROUND HANDLES



STAINLESS



MATT BLACK



STAINLESS



MATT BLACK

Ref.

FLAT HANDLE

Stainless	5.20.000 HDL-IN
Matt black	5.20.000 HDL-NOM

ROUND HANDLE

Stainless	5.20.000 BOU-IN
Matt black	5.20.000 BOU-NOM

Option of 9 finishes
Accessories & Storage p70 – 80

WASHROOM BASIN UNITS



Natural limewashed finish



WALL MOUNTED BASIN UNIT
L 40 x D 20 x H 10 cm
Ref. 5.06.014
TO BE COMPLETED WITH A BASIN
WHITE BASIN
drilled hole included
Ref. 6.03.004
BLACK BASIN
drilled hole included
Ref. 6.03.004 NM



Natural oil finish



UNIT WITH DOOR
L 39 x D 33,5 x H 75 cm
Ref. 5.06.216
TO BE COMPLETED WITH 1 RAIL
(MATT BLACK OR STAINLESS) &
1 HANDLE (ROUND OR FLAT DESIGN
IN STAINLESS OR MATT BLACK)
A COUNTERTOP & BASIN



	Ref.
COUNTERTOP (L 40 x D 34 x H 3 cm)	
Solid oak	5.06.065
Bluestone	4.06.065 PB
Exotic black	4.06.065 EB
Anstrude	4.06.065 AN
White carrara	4.06.065 BC
TOWEL RAIL	
Stainless	5.06.216 PS-IN
Matt black	5.06.216-NOM
ROUND HANDLE	
Stainless	5.20.000 BOU-IN
Matt black	5.20.000 BOU-NOM
FLAT HANDLE	
Stainless	5.20.000 HDL-IN
Matt black	5.20.000 HDL-NOM

TO BE COMPLETED WITH A BASIN
(SEE P128, OPTION OF EITHER A SPOT OR PICCOLO BASIN)

WALL MOUNTED CORNER
BASIN UNIT
L 40 x D 40 x H 13 cm
Ref. 5.06.218
TO BE COMPLETED WITH A BASIN
WHITE BASIN
drilled hole included
Ref. 6.03.015
BLACK BASIN
drilled hole included
Ref. 6.03.015 NM
TO BE COMPLETED WITH 1 RAIL

	Ref.
TOWEL RAIL	
Stainless	5.06.218 PS-IN
Matt black	5.06.218 PS-NOM

Option of 9 finishes
Accessories & Storage p70 – 80



Natural limewashed finish

WALL MOUNTED BASIN UNIT

1 DOOR (option of left or right hand hinges)

L 32,5 x D 27 x H 50cm

Ref. 5.06.015

TO BE COMPLETED WITH A BASIN

WHITE BASIN
drilled hole included

Ref. 6.03.007

BLACK BASIN
drilled hole included

Ref. 6.03.007-NM



Natural limewashed finish

WALL MOUNTED BASIN UNIT

1 DOOR (option of left or right hand hinges)

L 32,5 x D 27 x H 30,2cm

Ref. 5.06.016

TO BE COMPLETED WITH A BASIN

WHITE BASIN
drilled hole included

Ref. 6.03.007

BLACK BASIN
drilled hole included

Ref. 6.03.007-NM



TO BE COMPLETED WITH A METAL STRUCTURE WITH SHELF

L 32,3 x D 24,9 x H 25cm

MATT WHITE

Ref. 5.06.116-WM

MATT BLACK

Ref. 5.06.116-BM

MIRRORS



L 40 x H 70cm (frame 6 cm)
Ref. 5.00.050

L 50 x H 70cm (frame 6 cm)
Ref. 5.00.051

L 65 x H 90cm (frame 7,5 cm)
Ref. 5.00.052

L 80 x H 90cm (frame 7,5 cm)
Ref. 5.00.059

L 90 x H 90cm (frame 7,5 cm)
Ref. 5.00.053

L 101 x H 90cm (frame 8,5 cm)
Ref. 5.00.054

L 110 x H 90cm (frame 7,5 cm)
Ref. 5.00.060

L 120 x H 90cm (frame 8,5 cm)
Ref. 5.00.055

L 133 x H 90cm (frame 8,5 cm)
Ref. 5.00.056

L 165 x H 90cm (frame 10 cm)
Ref. 5.00.057

L 200 x H 100cm (frame 10 cm)
Ref. 5.00.058



L 90 x H 60cm
Ref. 5.00.113
Frame depth 7cm

THIN FRAMED MIRRORS



L 50 x H 65 cm - **Ref. 5.00.121**
L 80 x H 65 cm - **Ref. 5.00.122**
L 100 x H 65 cm - **Ref. 5.00.123**
L 120 x H 65 cm - **Ref. 5.00.124**



ROUND MIRROR

Ø 50 cm - **Ref. 5.00.134**
Ø 65 cm - **Ref. 5.00.135**
Ø 80 cm - **Ref. 5.00.136**
Ø 100 cm - **Ref. 5.00.138**
Ø 120 cm - **Ref. 5.00.139**



L 80 x H 70cm
Ref. 5.00.061

* ALL MIRRORS ARE SUITABLE TO BE POSITIONED LANDSCAPE OR PORTRAIT

Option of 9 finishes
Accessories & Storage p70 – 80



BATHROOM CABINET



BATHROOM
CABINET
LEFT OR RIGHT
HAND OPENING
L 65 x D 16 x H 80 cm
Ref. 5.01.065

MIRROR LIGHTS

SCREW FIXING



BRUSHED ALUMINIUM
SATIN FINISH
25W - HALOGEN
L 26 cm
Ref. 1.03.040



BRUSHED ALUMINIUM
MATT FINISH
100W - HALOGEN
L 26 cm
Ref. 1.03.041



POLISHED CHROME
25W - HALOGEN
Ref. 1.03.042



BRUSHED ALUMINIUM
MATT FINISH
8W - 90 LEDS
L 50 cm
Ref. 1.03.043
** transformer included*



BRUSHED ALUMINIUM
MATT FINISH
9W - 108 LEDS
L 60 cm
Ref. 1.03.044
** transformer included*

TOWEL RAILS



L 50 x D 13 x H 3/5 cm
Ref. 5.08.331




WALL TOWEL RAIL - DOUBLE
L 80 x D 20 x H 3/5 cm
Ref. 5.08.333

SHOWER BOARDS



L 60 x D 50 x H 3 cm
Ref. 5.05.334



ON ONE SIDE A MIRROR WITH INTEGRATED SOLID WOOD SHELF, A PLACE TO LEAVE YOUR VALUABLES OR THE CONTENTS OF YOUR POCKETS.

ON THE REVERSE SIDE ARE ROBE HOOKS FOR HANGING CLOTHES, LAUNDRY OR ACCESSORIES.

MADE ENTIRELY FROM SOLID OAK THE MIRROR AND ROBE HOOKS ARE SUSPENDED BY LEATHER STRAPS COMPLEMENTING VIRTUALLY ANY INTERIOR DESIGN.



MINI VALET

MINI-VALET IN OAK WITH A CHOICE OF OPTIONS

MIRROR WITH 1 SHELF AND 2 HOOKS
H 190CM

Ref. 5.32.010

LADDER STORAGE H 190 CM

Ref. 5.32.011

RIGHT LADDER STORAGE H 190 CM

Ref. 5.32.012



2 SECTIONS
Ref. 5.32.010
+ 5.32.011



3 SECTIONS
Ref. 5.32.011*2
+ 5.32.010



4 SECTIONS
Ref. 5.32.012
+ 5.32.010 + 5.32.011*2

Option of 9 finishes



LE VALET

SOLID OAK VALET
CONSISTING OF A MIRROR,
SHELF AND ROBE HOOKS
POSITIONED BEHIND THE MIRROR
Dimensions (open) 84,5 x 84,5 x H200 cm
(without feet)
H 204,5 cm (with feet)
Ref. 5.32.000

LA CABINE



* For la cabine, please use the tap minitek ref. 1.04.021



'LA CABINE' TRANSFORMS THE TRADITIONAL
CONCEPT OF A BATHROOM.
THIS SOLID WOOD FURNITURE IS
AN IDEAL SELF CONTAINED SOLUTION EITHER FOR BATHROOMS
OR BEDROOMS WHERE SPACE IS AT A PREMIUM.

9 FINISHES

1 SIZE

LA CABINE

L 84 CM * P 50 CM without the doors
L 168.6/84 CM * P 64 CM with doors open or closed
Ref. 5.81.000

La Cabine without back panel comprising of a
3 drawer basin unit, 1 storage drawer and 2 drawers
above with removable storage, 2 sockets and 1 USB
socket, LED lighting automatically operated when
the doors are opened, a fixed central mirror and
2 adjustable side mirrors. Taps not included.

TO BE COMPLETED WITH A BACK PANEL
EITHER WITH OR WITHOUT A MIRROR

TO BE COMPLETED WITH 2 DOORS,
MODEL 1 OR MODEL 2

TO BE COMPLETED WITH A WHITE
CERAMIC BASIN

TO BE COMPLETED WITH A CARRARA
COUNTERTOP



MODEL 1



MODEL 2

DOOR MODEL 1

L 41,8 x D 13,5 x H 205 cm

Ref. 5.81.030

Door supplied with small removable
mirror

DOOR MODEL 2

L 41,8 x D 13,5 x H 205 cm

Ref. 5.81.040

Door supplied with small removable
mirror

WHITE CERAMIC BASIN

L 55

Ref. 6.04.039

CARRARA COUNTERTOP

L 75,8 x D 42 x H3 cm

Ref. 4.81.000 BC

BACK PANEL WITHOUT MIRROR

Ref. 5.81.010

BACK PANEL WITH MIRROR

Ref. 5.81.020



TEAK

Renowned for its timeless beauty teak is one of the most durable of tropical hardwoods. It is a wood that graces the finest yachts chosen not only for its appearance but also for its water resistant qualities even under the most extreme conditions. Unlike other woods teak naturally contains its own oil making it the ideal choice for the bathroom.

Colour variations and wood graining should not be considered as imperfections as they are part of the charm and natural character of this material.



90
AIR



92
STREAMLINE 1 & 2




98
ORIGIN



102
VARIATION



106
CUBE



110
URBAN 1 & 2



114
NATURE



116
BENCHES
& STORAGE



117
WASHROOM
BASIN UNITS



121
MIRRORS
& ACCESSORIES

TEAK FINISHES AND CARE

As teak is essentially a dense hardwood and naturally contains its own oil Line Art furniture can be supplied without any further treatment in the teck brut or natural finish.

However, if further protection or an alternative look is required 5 finishes are available as an option at an additional cost of +15% as shown below.

These colours are only a guide, please see teak sample finishes

Natural teak as per price list. Optional oiled finishes +15%.



TECK BRUT
Natural



TECK HUILE
NATUREL (optional)
Natural Oil



TECK HUILE
DORÉ (optional)
Golden Oil



TECK CÉRUSÉ
BLANC (optional)
Limewashed



TECK NATUREL
CÉRUSÉ BLANC
(optional)
Natural Limewashed



HAVANE
(optional)
Havana

CARE OF YOUR SOLID WOOD

Your solid wood furniture is a unique piece which requires careful and regular cleaning and maintenance with the appropriate products.

Line Art offers 2 types of wood: Teak and Oak.

We recommend the following:

- Avoid leaving liquids on any flat surfaces and wipe water splashes away after use.
- Avoid the use of corrosive or acid based cleaning products.
- Clean the furniture regularly with the appropriate products (as shown)
- For regular cleaning please use a soap spray ref: 0005S
- To care and preserve the surface of the wood a refreshing oil can be used ref: 0006

Please consult us where specific cleaning advice may be required.



CARE KIT REF: 0007KE
comprising soap spray
and refreshing oil

1 CARE KIT IS INCLUDED WITH EACH
DELIVERY OF THE OILED FURNITURE

TEAK FURNITURE – NATURAL FINISH

- For regular maintenance please use mild soapy water cleaning in the direction of the grain.

We are unable to accept responsibility if inappropriate cleaning products have been used.



Natural teak finish

5 COUNTERTOP SIZES
CHOICE OF NATURAL
AND 5 OILED FINISHES
3 SIZES OF DRAWER STORAGE
REMOVABLE STORAGE INCLUDED
BLUM MOVENTO DRAWER RUNNERS



Natural teak finish



BASIN UNIT

L 90 x D 50 x H 12 cm

Ref. 2.59.000

L 120 x D 50 x H 12 cm

Ref. 2.59.005

L 140 x D 50 x H 12 cm

Ref. 2.59.020

L 160 x D 50 x H 12 cm

Ref. 2.59.010

L 180 x D 50 x H 12 cm

Ref. 2.59.015

STORAGE UNIT WITH 1 DRAWER

L 75 x D 30 x H 25 cm

Ref. 2.59.510

REMOVABLE STORAGE INCLUDED

L 90 x D 45 x H 27 cm

Ref. 2.59.500

STORAGE UNIT WITH 2 DRAWERS

REMOVABLE STORAGE INCLUDED

L 120 x D 45 x H 27 cm

Ref. 2.59.515



Removable storage

Natural teak as per price list. Optional oiled finishes +15%.
Accessories & Storage P116 - P119

STREAMLINE



2 DRAWER UNIT WITHOUT BASIN
L 80 x D 45 x H 50 cm
Ref. 2.11.000
TO BE COMPLETED WITH A COUNTERTOP
OR COUNTERTOP BASIN

	Ref.
COUNTERTOP (L81 x P46 x H3cm)	
Solid teak	2.22.500
Bluestone	4.22.500 PB
Exotic black	4.22.500 EB
Anstrude	4.22.500 AN
White carrara	4.22.500 BC
COUNTERTOP BASIN (L81 x P46 x H1,5cm)	
White solid surface	6.01.088
Black solid surface	6.01.088-NM
Ceramic	6.01.084



4 DRAWER UNIT WITHOUT BASIN
L 120 x D 45 x H 50 cm
Ref. 2.11.010
TO BE COMPLETED WITH A COUNTERTOP
OR COUNTERTOP DOUBLE BASIN
REQUIRED

	Ref.
COUNTERTOP (L121 x P46 x H3cm)	
Solid teak	2.22.502
Bluestone	4.22.502 PB
Exotic black	4.22.502 EB
Anstrude	4.22.502 AN
White carrara	4.22.502 BC
COUNTERTOP DOUBLE BASIN (L121 x P46 x H1,5cm)	
White solid surface	6.01.090
Black solid surface	6.01.090-NM
Ceramic	6.01.085

Natural teak as per price list.
Optional oiled finishes +15%.
Accessories & Storage P116 - P119



2 DRAWER UNIT WITHOUT BASIN
L 100 x D 45 x H 50 cm
Ref. 2.11.005
TO BE COMPLETED WITH A COUNTERTOP
OR COUNTERTOP BASIN


	Ref.
COUNTERTOP (L101 x P46 x H3cm)	
Solid teak	2.22.501
Bluestone	4.22.501 PB
Exotic black	4.22.501 EB
Anstrude	4.22.501 AN
White carrara	4.22.501 BC
COUNTERTOP BASIN (L101 x P46 x H1,5cm)	
White solid surface	6.01.089
Black solid surface	6.01.089-NM
Ceramic	6.01.083




COUNTERTOPS



SOLID TEAK



BLUESTONE



EXOTIC BLACK




ANSTRUDE



WHITE CARRARA

COUNTERTOP BASINS



WHITE SOLID
SURFACE



BLACK SOLID
SURFACE



CERAMIC BASIN



Natural teak finish



3 SIZES OF BASIN UNITS WITH DRAWERS
OPTION OF CERAMIC AND SOLID SURFACE
BASINS OR COUNTERTOP IN WOOD OR STONE
CHOICE OF 9 OILED FINISHES
BLUM MOVENTO DRAWER RUNNERS

STREAMLINE 2



Natural teak finish



2 DRAWER UNIT WITHOUT BASIN
L 80 x D 45 x H 50 cm
Ref. 2.11.000
TO BE COMPLETED WITH A COUNTERTOP
OR COUNTERTOP BASIN

	Ref.
COUNTERTOP (L81 x P46 x H3cm)	
Solid teak	2.22.500
Bluestone	4.22.500 PB
Exotic black	4.22.500 EB
Anstrude	4.22.500 AN
White carrara	4.22.500 BC
COUNTERTOP BASIN (L81 x P46 x H1,5cm)	
White solid surface	6.01.088
Black solid surface	6.01.088-NM
Ceramic	6.01.084

TO BE COMPLETED WITH
METAL BASE
MATT WHITE
L 80 x D 45 x H 38 cm
Ref. 5.11.100-WM
MATT BLACK
L 80 x D 45 x H 38 cm
Ref. 5.11.100-BM



2 DRAWER UNIT WITHOUT BASIN
L 100 x D 45 x H 50 cm
Ref. 2.11.005
TO BE COMPLETED WITH A COUNTERTOP
OR COUNTERTOP BASIN

	Ref.
COUNTERTOP (L101 x P46 x H3cm)	
Solid teak	2.22.501
Bluestone	4.22.501 PB
Exotic black	4.22.501 EB
Anstrude	4.22.501 AN
White carrara	4.22.501 BC
COUNTERTOP BASIN (L101 x P46 x H1,5cm)	
White solid surface	6.01.089
Black solid surface	6.01.089-NM
Ceramic	6.01.083

TO BE COMPLETED WITH
METAL BASE
MATT WHITE
L 100 x D 45 x H 38 cm
Ref. 5.11.105-WM
MATT BLACK
L 100 x D 45 x H 38 cm
Ref. 5.11.105-BM



Natural teak finish



4 DRAWER UNIT WITHOUT BASIN
 L 120 x D 45 x H 50 cm
Ref. 2.11.010
TO BE COMPLETED WITH A COUNTERTOP
OR COUNTERTOP DOUBLE BASIN
REQUIRED

	Ref.
COUNTERTOP (L121 x P46 x H3cm)	
Solid teak	2.22.502
Bluestone	4.22.502 PB
Exotic black	4.22.502 EB
Anstrude	4.22.502 AN
White carrara	4.22.502 BC
COUNTERTOP DOUBLE BASIN (L121 x P46 x H1,5cm)	
White solid surface	6.01.090
Black solid surface	6.01.090-NM
Ceramic	6.01.085

TO BE COMPLETED WITH
METAL BASE
MATT WHITE
 L 120 x D 45 x H 38 cm
Ref. 5.11.110-WM
MATT BLACK
 L 120 x D 45 x H 38 cm
Ref. 5.11.110-BM



COUNTERTOPS



COUNTERTOP BASINS



ORIGIN



Natural teak



COUNTERTOPS



SOLID TEAK



BLUESTONE



EXOTIC BLACK



ANSTRUDE



WHITE CARRARA

FINISHES

TOWEL RAIL & HANDLES




TOWEL RAILS
(Stainless or matt black)



STAINLESS



MATT BLACK



ROUND OR FLAT HANDLES
(Stainless or matt black)



STAINLESS



MATT BLACK



STAINLESS



MATT BLACK

4 SIZES OF BASIN UNITS (WITH OR WITHOUT DOORS)

TO BE COMPLETED WITH A COUNTERTOP IN OAK OR STONE, 1 OR 2 DOORS WITH HANDLES AND TOWEL RAIL IN STAINLESS OR MATT BLACK

OPTIONAL SEAGRASS OR RATTAN BASKETS



1 BASIN UNIT

L 64 x D 54,5 x H 75 cm

Ref. 2.20.000

TO BE COMPLETED WITH 1 RAIL,
1 HANDLE (ROUND OR FLAT DESIGN),
1 DOOR & A COUNTERTOP

	Ref.
COUNTERTOP (L 65 x P 55 x H 3 cm)	
Solid teak	2.20.060
Bluestone	4.20.060 PB
Exotic black	4.20.060 EB
Anstrude	4.20.060 AN
White carrara	4.20.060 BC
TOWEL RAIL	
Stainless	5.20.000 PS-IN
Matt black	5.20.000 PS-NOM



1 BASIN UNIT

L 100 x D 54,5 x H 75 cm

Ref. 2.20.005

TO BE COMPLETED WITH 1 RAIL,
1 HANDLE (ROUND OR FLAT DESIGN),
1 DOOR & A COUNTERTOP

	Ref.
COUNTERTOP (L 101 x P 55 x H 3 cm)	
Solid teak	2.20.061
Bluestone	4.20.061 PB
Exotic black	4.20.061 EB
Anstrude	4.20.061 AN
White carrara	4.20.061 BC
TOWEL RAIL	
Stainless	5.20.005 PS-IN
Matt black	5.20.005 PS-NOM



ORIGIN / TEAK



DOOR

FLAT OR ROUND HANDLE

Ref. 2.20.005 BTC

FLAT OR ROUND HANDLE
(available in 2 finishes, see p99)

	Ref.
FLAT HANDLE	
Stainless	5.20.000 HDL-IN
Matt black	5.20.000 HDL-NOM

	Ref.
ROUND HANDLE	
Stainless	5.20.000 BOU-IN
Matt black	5.20.000 BOU-NOM



BASIN UNIT

(OPTION OF 1 OR 2 BASINS)

L 132 x D 54,5 x H 75 cm

Ref. 2.20.010

TO BE COMPLETED WITH 1 RAIL,
2 HANDLES (ROUND OR FLAT DESIGN),
2 DOORS & A COUNTERTOP

	Ref.
COUNTERTOP (L 133 x P 55 x H 3 cm)	
Solid teak	2.20.062
Bluestone	4.20.062 PB
Exotic black	4.20.062 EB
Anstrude	4.20.062 AN
White carrara	4.20.062 BC
TOWEL RAIL	
Stainless	5.20.010 PS-IN
Matt black	5.20.010 PS-NOM



BASIN UNIT

(OPTION OF 1 OR 2 BASINS)

L 164 x D 54,5 x H 75 cm

Ref. 2.20.012

TO BE COMPLETED WITH 1 RAIL,
2 HANDLES (ROUND OR FLAT DESIGN),
2 DOORS & A COUNTERTOP

	Ref.
COUNTERTOP (L 165 x P 55 x H 3 cm)	
Solid teak	2.20.064
Bluestone	4.20.064 PB
Exotic black	4.20.064 EB
Anstrude	4.20.064 AN
White carrara	4.20.064 BC
TOWEL RAIL	
Stainless	5.20.012 PS-IN
Matt black	5.20.012 PS-NOM

Natural teak as per price list. Optional oiled finishes +15%.
Accessories & Storage P116 - P119

VARIATION

BY ORIGIN




4 SIZES OF BASIN UNITS
CHOICE OF 5 DOOR DESIGNS
TO BE COMPLETED WITH TEAK OR STONE COUNTERTOP
OPTIONAL SEAGRASS OR RATTAN BASKETS
1 OR 2 HANDLES (ROUND OR FLAT DESIGN) & 1 RAIL
IN STAINLESS OR MATT BLACK




COUNTERTOPS



SOLID TEAK



BLUESTONE



EXOTIC BLACK



ANSTRUDE



WHITE CARRARA

FINISHES

TOWEL RAILS & HANDLES

TOWEL RAILS
(Stainless or matt black)



STAINLESS



MATT BLACK

ROUND OR FLAT HANDLES
(Stainless or matt black)



STAINLESS



MATT BLACK



STAINLESS



MATT BLACK

BASKETS

OPTIONAL FOR SMALL OR LARGE OPEN SHELVING



L 44 x D 35,5 x H 16,5 cm
Ref. 1.02.055 SY
Large open shelving



L 44 x D 35,5 x H 16,5 cm
Ref. 1.02.051 SG
Large open shelving



L 17 x D 35,5 x H 16,5 cm
Ref. 1.02.054 SY
Small open shelving



L 17 x D 35,5 x H 16,5 cm
Ref. 1.02.050 SG
Small open shelving



1 BASIN UNIT

L 64 x D 54,5 x H 75 cm

Ref. 2.20.000

TO BE COMPLETED WITH 1 RAIL,
1 HANDLE (ROUND OR FLAT DESIGN),
1 DOOR, A COUNTERTOP & SIDE PANELS

	Ref.
COUNTERTOP (L 65 x D 55 x H 3 cm)	
Solid teak	2.20.060
Bluestone	4.20.060 PB
Exotic black	4.20.060 EB
Anstrude	4.20.060 AN
White carrara	4.20.060 BC
TOWEL RAIL	
Stainless	5.20.000 PS-IN
Matt black	5.20.000 PS-NOM



1 BASIN UNIT

L 100 x D 54,5 x H 75 cm

Ref. 2.20.005

TO BE COMPLETED WITH 1 RAIL,
1 HANDLE (ROUND OR FLAT DESIGN),
1 DOOR, A COUNTERTOP & SIDE PANELS

	Ref.
COUNTERTOP (L 101 x P 55 x H 3 cm)	
Solid teak	2.20.061
Bluestone	4.20.061 PB
Exotic black	4.20.061 EB
Anstrude	4.20.061 AN
White carrara	4.20.061 BC
TOWEL RAIL	
Stainless	5.20.005 PS-IN
Matt black	5.20.000 PS-NOM


DOORS (the same size of door for all basin units)



FLAT HANDLE ONLY
Ref. 2.20.005 BTS



FLAT OR ROUND HANDLE
Ref. 2.20.005 BTO



FLAT HANDLE ONLY
Ref. 2.20.005 BTR



WITHOUT HANDLE
Ref. 2.20.005 BT



FLAT OR ROUND HANDLE
Ref. 2.20.005 BTB


ROUND & FLAT HANDLES
(available in 2 finishes, see p103)

ROUND HANDLE	
Stainless	5.20.000 BOU-IN
Matt black	5.20.000 BOU-NOM

FLAT HANDLE	
Stainless	5.20.000 HDL-IN
Matt black	5.20.000 HDL-NOM



Natural teak finish



SIDE PANELS (PAIR)
Ref. 2.20.000 SP



BASIN UNIT

(OPTION OF 1 OR 2 BASINS)

L 132 x D 54,5 x H 75 cm

Ref. 2.20.010

TO BE COMPLETED WITH 1 RAIL,
2 HANDLES (ROUND OR FLAT DESIGN),
2 DOORS, A COUNTERTOP & SIDE PANELS

	Ref.
COUNTERTOP (L 133 x P 55 x H 3 cm)	
Solid teak	2.20.062
Bluestone	4.20.062 PB
Exotic black	4.20.062 EB
Anstrude	4.20.062 AN
White carrara	4.20.062 BC
TOWEL RAIL	
Stainless	5.20.010 PS-IN
Matt black	5.20.010 PS-NOM



BASIN UNIT

(OPTION OF 1 OR 2 BASINS)

L 164 x D 54,5 x H 75 cm

Ref. 2.20.012

TO BE COMPLETED WITH 1 RAIL,
2 HANDLES (ROUND OR FLAT DESIGN),
2 DOORS, A COUNTERTOP & SIDE PANELS

	Ref.
COUNTERTOP (L 165 x P 55 x H 3 cm)	
Solid teak	2.20.064
Bluestone	4.20.064 PB
Exotic black	4.20.064 EB
Anstrude	4.20.064 AN
White carrara	4.20.064 BC
TOWEL RAIL	
Stainless	5.20.012 PS-IN
Matt black	5.20.012 PS-NOM

Natural teak as per price list. Optional oiled finishes +15%.
Accessories & Storage P116 - P119

CUBE



Finition Teck Brut

5 SIZES - TO BE COMPLETED WITH DOORS
OR DRAWERS (OPTION OF 7 DESIGNS)
A HANDLE (ROUND OR FLAT DESIGN)
OPTIONAL STONE COUNTERTOP
CHOICE OF NATURAL AND 5 OILED
FINISHES
BLUM MOVENTO DRAWER RUNNERS



UNIT WITHOUT DOOR
L 54 x P 52 x H 44 cm
Ref. 2.50.000
TO BE COMPLETED WITH A LARGE DOOR LEFT OR
RIGHT HAND HINGES TO BE SPECIFIED (SEE P109)
& 1 HANDLE (ROUND OR FLAT DESIGN)

OR WITH A DRAWER & HANDLE
Ref. 2.50.000 BX Drawer box
TO BE COMPLETED WITH ONE OF THE DESIGNS
BEGINNING 2.50.000, SEE PAGE 109

OPTIONAL STONE COUNTERTOP

	Ref.
COUNTERTOP (L 54.5 x D 53 x H 3 cm)	
Bluestone	4.50.500 PB
Exotic black	4.50.500 EB
Anstrude	4.50.500 AN
White carrara	4.50.500 BC



Natural teak as per price list. Optional oiled finishes +15%.
Flat handle in stainless or matt black (see p103)



UNIT WITHOUT DOORS
L 64 x P 52 x H 44 cm
Ref. 2.50.005
TO BE COMPLETED WITH 2 SMALL DOORS
(SEE P108) & 1 HANDLE (ROUND
OR FLAT DESIGN)
OR WITH A DRAWER & HANDLE
Ref. 2.50.005 BX Drawer box
TO BE COMPLETED WITH ONE OF THE DESIGNS
BEGINNING 2.50.005, SEE PAGE 108

OPTIONAL STONE COUNTERTOP

	Ref.
COUNTERTOP (L 64.5 x D 53 x H 3 cm)	
Bluestone	4.50.505 PB
Exotic black	4.50.505 EB
Anstrude	4.50.505 AN
White carrara	4.50.505 BC



UNIT WITHOUT DOORS
L 104 x P 52 x H 44 cm
Ref. 2.50.015
TO BE COMPLETED WITH 2 LARGE DOORS
(SEE P109) & 2 HANDLES (ROUND
OR FLAT DESIGN)
OR WITH A DRAWER & HANDLE
Ref. 2.50.015 BX Drawer box
TO BE COMPLETED WITH ONE OF THE DESIGNS
BEGINNING 2.50.015, SEE PAGE 109

OPTIONAL STONE COUNTERTOP

	Ref.
COUNTERTOP (L 104.5 x D 53 x H 3 cm)	
Bluestone	4.50.515 PB
Exotic black	4.50.515 EB
Anstrude	4.50.515 AN
White carrara	4.50.515 BC

ROUND & FLAT HANDLES (available in 2 finishes see p103)

ROUND HANDLE	
Stainless	5.20.000 BOU-IN
Matt black	5.20.000 BOU-NOM



UNIT WITHOUT DOORS
L 84 x P 52 x H 44 cm
Ref. 2.50.010
TO BE COMPLETED WITH 1 LARGE
&/OR A SMALL DOOR (SEE P108 & 109)
& 2 HANDLES (ROUND OR FLAT DESIGN)
OR WITH A LARGE DRAWER & HANDLE
Ref. 2.50.010 BX Drawer box
TO BE COMPLETED WITH ONE OF THE DESIGNS
BEGINNING 2.50.000, SEE PAGE 109

OPTIONAL STONE COUNTERTOP

	Ref.
COUNTERTOP (L 84.5 x D 53 x H 3 cm)	
Bluestone	4.50.510 PB
Exotic black	4.50.510 EB
Anstrude	4.50.510 AN
White carrara	4.50.510 BC



UNIT WITHOUT DOORS
L 133.6 x P 52 x H 44 cm
Ref. 2.50.020
TO BE COMPLETED WITH 2 LARGE DOORS
(SEE P109) & 2 HANDLES (ROUND
OR FLAT DESIGN)
OR WITH 2 LARGE DRAWERS & HANDLES
Ref. 2.50.020 BX Drawer box
TO BE COMPLETED WITH ONE OF THE DESIGNS
BEGINNING 2.50.000, SEE PAGE 109

OPTIONAL STONE COUNTERTOP

	Ref.
COUNTERTOP (L 134.1 x D 53 x H 3 cm)	
Bluestone	4.50.520 PB
Exotic black	4.50.520 EB
Anstrude	4.50.520 AN
White carrara	4.50.520 BC

FLAT HANDLE	
Stainless	5.20.000 HDL-IN
Matt black	5.20.000 HDL-NOM

STORAGE UNITS



UNIT WITHOUT DOOR
 OPTION OF 1 SMALL DOOR & 1 HANDLE
(2 finishes see p103)
 TO BE ORDERED WITH 1 SMALL DOOR,
 SEE P108.
 L 30 x D 25 x H 30 cm
Ref. 2.50.100



UNIT WITHOUT DOOR
 L 50 x P 46 x H 30 cm
Ref. 2.50.110
 TO BE COMPLETED WITH A LARGE DOOR
 (SEE P109) & 1 HANDLE *(2 finishes see p103)*
 WITH A DRAWER & HANDLE
Ref. 2.50.110 BX Drawer box
 TO BE COMPLETED WITH ONE OF THE DESIGNS
 BEGINNING 2.50.000,
 SEE PAGE 108

DOORS SMALL MODELS

SUITABLE FOR REFERENCES: 2.50.005, 2.50.010, 2.50.100 – L 30 X D 2 X H 30 CM



WITHOUT HANDLE
Ref. 2.50.005 AT



FLAT OR ROUND
 HANDLE
Ref. 2.50.005 ATB



FLAT OR ROUND
 HANDLE
Ref. 2.50.005 ATO



FLAT HANDLE
Ref. 2.50.005 ATS



FLAT HANDLE
Ref. 2.50.005 ATR



WITHOUT HANDLE
Ref. 2.50.005 ATSL



FLAT OR ROUND
 HANDLE
Ref. 2.50.005 ATT

EXAMPLE: BASIN UNIT WITH DOORS
 REF. 2.50.005 AT & REF. 2.50.000 BT




Natural teak as per price list. Optional oiled finishes +15%.
 Stainless or matt black handles (see p103)

LARGE DOORS OR DRAWER FRONTS



FLAT OR ROUND HANDLE
Ref. 2.50.000 BTB
Ref. 2.50.005 CTB
Ref. 2.50.015 DTB




FLAT OR ROUND HANDLE
Ref. 2.50.000 BT0
Ref. 2.50.005 CT0
Ref. 2.50.015 DT0



FLAT HANDLE
Ref. 2.50.000 BTS
Ref. 2.50.005 CTS
Ref. 2.50.015 DTS



WITHOUT HANDLE
Ref. 2.50.000 BT
Ref. 2.50.005 CT
Ref. 2.50.015 DT



FLAT HANDLE
Ref. 2.50.000 BTR
Ref. 2.50.005 CTR
Ref. 2.50.015 DTR



WITHOUT HANDLE
Ref. 2.50.000 BTSL
Ref. 2.50.005 CTSL
Ref. 2.50.015 DTSL



FLAT OR ROUND HANDLE
Ref. 2.50.000 BTT
Ref. 2.50.005 CTT
Ref. 2.50.015 DTT

EXAMPLE: BASIN UNIT WITH DRAWERS



Natural teak as per price list. Optional oiled finishes +15%.
 Accessories & Storage P116 - P119
 Stainless or matt black handles (see p103)



Natural teak finish

- 3 SIZES OF BASIN UNITS WITH DRAWERS
- OPTIONAL STONE COUNTERTOP
- CHOICE OF NATURAL AND 5 OILED FINISHES
- OPTIONAL REMOVABLE STORAGE
- OPTION OF WHITE OR BLACK METAL BASE
- BLUM MOVENTO DRAWER RUNNERS



URBAN



UNIT WITH 1 DRAWER
1 BASIN
L 50 x D 52 x H 50 cm
Ref. 2.60.000
OPTION OF STONE COUNTERTOP

	Ref.
COUNTERTOP (L 50,5 x D 53 x H 3 cm)	
Bluestone	4.60.500 PB
Exotic black	4.60.500 EB
Anstrude	4.60.500 AN
White carrara	4.60.500 BC

TO BE COMPLETED WITH
METAL BASE (optional)
MATT WHITE
L 89,5 x D 51,7 x H 29 cm
Ref. 2.60.500-WM
MATT BLACK
Ref. 2.60.500-BM



UNIT WITH 2 DRAWERS
(OPTION OF 1 OR 2 BASINS)
L 120 x D 52 x H 50 cm
Ref. 2.60.010
OPTION OF STONE COUNTERTOP

	Ref.
COUNTERTOP (L 120,5 x D 53 x H 3 cm)	
Bluestone	4.60.510 PB
Exotic black	4.60.510 EB
Anstrude	4.60.510 AN
White carrara	4.60.510 BC

TO BE COMPLETED WITH
METAL BASE (optional)
MATT WHITE
L 119,5 x D 51,7 x H 29 cm
Ref. 2.60.510-WM
MATT BLACK
Ref. 2.60.510-BM



UNIT WITH 1 DRAWER
1 BASIN
L 90 x P 52 x H 50 cm
Ref. 2.60.005
OPTION OF STONE COUNTERTOP


	Ref.
COUNTERTOP (L 90,5 x D 53 x H 3 cm)	
Bluestone	4.60.505 PB
Exotic black	4.60.505 EB
Anstrude	4.60.505 AN
White carrara	4.60.505 BC

TO BE COMPLETED WITH
METAL BASE (optional)
MATT WHITE
L 90 x D 52 x H 29 cm
Ref. 2.60.505-WM
MATT BLACK
Ref. 2.60.505-BM





Natural oil finish



REMOVABLE STORAGE
FOR BASIN UNIT
L 34,5 x D 35,2 x H 15 cm
Ref. 2.60.090



STORAGE UNIT
WITH 1 DRAWER
L 50 x D 52 x H 40 cm
Ref. 2.60.100

TO BE COMPLETED WITH
METAL BASE (optional)
MATT WHITE
L 49,5 x D 51,7 x H 29 cm
Ref. 2.60.500-WM
MATT BLACK
Ref. 2.60.500-BM

Natural teak as per price list. Optional oiled finishes +15%.
Accessories & Storage P116 - P119

NATURE



MIRRORS IN RECYCLED TEAK



L 40 x H 70 x D 3 cm
Ref. 3.00.070 MR



L 60 x H 70 x D 3 cm
Ref. 3.00.071 MR



L 90 x H 90 x D 3 cm
Ref. 3.00.072 MR



L 120 x H 90 x D 3 cm
Ref. 3.00.073 MR

COUNTERTOP CUSTOM MADE IN PLANTATION TEAK (MAXIMUM 2M)

AVAILABLE IN RECYCLED TEAK IN 3 SIZES

STAINLESS STEEL WALL BRACKETS SOLD SEPARATELY

COUNTERTOP MADE TO MEASURE



IN SOLID TEAK

Solid teak countertop (maximum 2m) - P 52,5 x H 4 cm

Ref. 2.70.015

Solid teak countertop (maximum 3m) - P 52,5 x H 3 cm

Ref. 2.20.306

IN RECYCLED TEAK

L 60 x D 52,5 x H 4 cm
Ref. 3.70.000 MR

L 90 x D 52,5 x H 4 cm
Ref. 3.70.005 MR

L 120 x D 52,5 x H 4 cm
Ref. 3.70.010 MR

TO BE ORDERED WITH A PAIR OF BRACKETS

H 20 X D 52 cm

WALL BRACKETS


UP TO A WIDTH OF 1.20 METRES:



STAINLESS STEEL WALL
BRACKET/PAIR
P 52 x H 20 cm
Ref. 5.70.011



STAINLESS STEEL
WALL BRACKET IN BLACK/PAIR
P 52 x H 20 cm
Ref. 5.70.013-BM



STAINLESS STEEL WALL BRACKET
IN WHITE/PAIR
P 52 x H 20 cm
Ref. 5.70.013-WM

ABOVE A WIDTH OF 1.20 METRES:



STAINLESS STEEL WALL
BRACKET/PAIR
P 52 x H 27 cm
Ref. 5.70.012



STAINLESS STEEL WALL
BRACKET IN BLACK/PAIR
P 52 x H 27 cm
Ref. 5.70.014-BM



STAINLESS STEEL WALL BRACKET
IN WHITE/PAIR
P 52 x H 27 cm
Ref. 5.70.014-WM

Natural teak as per price list. Optional oiled finishes +15%.
Accessories & Storage P116 - P119

BENCHES



L 60 x D 30,5 x H 45cm
Ref. 2.02.025

STORAGE



WALL STORAGE
L 65 x D 15 x H 25 cm
Ref. 2.03.104



Max L 200 x D 15 x H 7 cm
Linear meter
Ref. 2.03.100

COLUMNS



1 DOOR COLUMN
L 42.4 x D 40.8 x H 187.8 cm
Ref. 2.20.020

TO BE COMPLETED WITH
A ROUND HANDLE
OPTION OF LEFT
OR RIGHT HAND
HINGES



SHELF
L 45 x D 45 x H 200 cm
Ref. 2.04.600



WALL HANGING COLUMN
2 DOORS
L 40 x D 36 x H 180 cm
Ref. 2.04.620
OPTION OF LEFT
OR RIGHT HAND
HINGES



2 DOOR COLUMN
L 40 x P 40 x H 180 cm
Ref. 2.04.320
TO BE COMPLETED WITH
2 ROUND HANDLES



BASE (optional)
for Ref. 2.04.620
L 40 x D 36 x H 25 cm
Ref. 2.04.621

ROUND HANDLE (available in 2 finishes)



STAINLESS



MATT BLACK

	Ref.
ROUND HANDLE (for column storage 2.20.020 & 2.04.320)	
Stainless	5.20.000 BOU-IN
Matt black	5.20.000 BOU-NOM

WASHROOM BASIN UNITS



WALL UNIT
L 40 x D 20 x H 10 cm
Ref. 2.06.014
TO BE COMPLETED WITH A BASIN
WITH WHITE BASIN
Drilled hole included
Ref. 6.03.004
WITH BLACK BASIN
Drilled hole included
Ref. 6.03.004-NM



CLOAKROOM UNIT
L 39 x D 33,5 x H 75 cm
Ref. 2.06.216
TO BE COMPLETED WITH 1 RAIL
(MATT BLACK OR STAINLESS)
& 1 HANDLE (ROUND OR FLAT
DESIGN IN STAINLESS OR MATT
BLACK) A COUNTERTOP & BASIN



**WALL MOUNTED CORNER
BASIN UNIT**
L 40 x D 40 x H 13 cm
WITHOUT BASIN
Ref. 2.06.218
WITH WHITE BASIN
Drilled hole included
Ref. 6.03.015
WITH BLACK BASIN
Drilled hole included
Ref. 6.03.015-NM
TO BE COMPLETED WITH 1 RAIL

	Ref.
COUNTERTOP (L 40 x D 34 x H 3 cm)	
Solid teak	2.06.065
Bluestone	4.06.065 PB
Exotic black	4.06.065 EB
Anstrude	4.06.065 AN
White carrara	4.06.065 BC
TOWEL RAIL	
Stainless	5.06.216 PS-IN
Matt black	5.06.216 PS-NOM
ROUND HANDLE (see finishes p116)	
Stainless	5.20.000 BOU-IN
Matt black	5.20.000 BOU-NOM
FLAT HANDLE	
Stainless	5.20.000 HDL-IN
Matt black	5.20.000 HDL-NOM

TO BE COMPLETED WITH A BASIN
(SEE P128, OPTION OF EITHER A SPOT
OR PICCOLO BASIN)

	Ref.
TOWEL RAIL	
Stainless	5.06.218 PS-IN
Matt black	5.06.218 PS-NOM

Natural teak as per price list.
Optional oiled finishes +15%.
Accessories & Storage P116 - P119

BATHROOM CABINETS



**BATHROOM
CABINET**
L 65 x D 16 x H 80 cm
Ref. 2.01.065

MIRRORS



L 40 x H 70 cm
(frame 6 cm)
Ref. 2.00.050

L 101 x H 90 cm
(frame 8,5 cm)
Ref. 2.00.054

L 165 x H 90 cm
(frame 10 cm)
Ref. 2.00.057

L 65 x H 90 cm
(frame 7,5 cm)
Ref. 2.00.052

L 120 x H 90 cm
Ref. 2.00.055

L 200 x H 100 cm
(frame 10 cm)
Ref. 2.00.058

L 90 x H 90 cm
(frame 7,5 cm)
Ref. 2.00.053

L 133 x H 90 cm
(frame 8,5 cm)
Ref. 2.00.056



L 90 x H 65 x D 19,5 cm
Ref. 2.00.030

THIN FRAMED MIRRORS

L 50 x H 65 cm - **Ref. 2.00.121**
L 80 x H 65 cm - **Ref. 2.00.122**
L 100 x H 65 cm - **Ref. 2.00.123**
L 120 x H 65 cm - **Ref. 2.00.124**



L 80 x H 70 cm
Ref. 2.00.061



ROUND MIRROR
Ø 50 cm - **Ref. 2.00.134**
Ø 80 cm - **Ref. 2.00.136**
Ø 100 cm - **Ref. 2.00.138**
Ø 120 cm - **Ref. 2.00.139**

Natural teak as per price list. Optional oiled finishes +15%.
* ALL MIRRORS ARE SUITABLE TO BE
POSITIONED LANDSCAPE OR PORTRAIT

MIRROR LIGHTS

SCREW FIXING,



BRUSHED ALUMINIUM
SATIN FINISH
25W - HALOGEN
L 26 cm
Ref. 1.03.040



POLISHED CHROME
25W - HALOGEN
Ref. 1.03.042



BRUSHED ALUMINIUM
MATT FINISH
100W - HALOGEN
Ref. 1.03.041



BRUSHED ALUMINIUM
MATT FINISH
8W - 90 LEDS
L 50 cm
Ref. 1.03.043
** transformer included*



BRUSHED ALUMINIUM
MATT FINISH
9W - 108 LEDS
L 60 cm
Ref. 1.03.044
** transformer included*

TOWEL RAILS



WALL TOWEL RAIL
L 80 x D 20 x H 3/5 cm
Ref. 2.08.333



L 50 x D 13 x H 3/5 cm
Ref. 2.08.331

SHOWER BOARDS



L 60 x D 50 x H 3 cm
Ref. 2.05.334

Natural teak as per price list. Optional oiled finishes +15%.



BASINS



124
CERAMIC
COUNTERTOP
BASINS



128
CLOAKROOM BASINS,
RECESSED & SHALLOW
BASINS



130
STONE
BASINS



132
TAPS

COUNTERTOP BASINS (CERAMIC) WITH OVERFLOW



BASIN
L 53 x D 42 x H 15,5 cm
Ref. 6.02.002
Waste cutout Ref: TD/PDB



RING
Ø 42 x H 15,5 cm
Ref. 6.02.009
Waste cutout Ref: TD/PDB



TANK
Rear unglazed
L 56 x D 42 x H 12 cm
Ref. 6.02.030
Waste cutout Ref: TP/PP



TANK MATT BLACK
Rear unglazed
L 56 x D 42 x H 12 cm
Ref. 6.02.030-NM
Waste cutout Ref: TP/PP



ECCLIPSE
Ø 53,5/44,5 x H 18/14,5 cm
Ref. 6.02.014
Waste cutout Ref: TP/PP



TANK 2
Wall mounted option available
Rear unglazed
L 80 x D 42 x H 12 cm
Ref. 6.02.031
Waste cutout Ref: TP/PP



TANK 2 MATT BLACK
Wall mounted option available
Rear unglazed
L 80 x D 42 x H 12 cm
Ref. 6.02.031-NM
Waste cutout Ref: TP/PP



TANK 3
Wall mounted option available
Rear unglazed
Option of 1 central taphole or 2 each side
L 110 x D 42 x H 12 cm
Ref. 6.02.032
Waste cutout Ref: TP/PP



TANK 3 MATT BLACK
Wall mounted option available
Rear unglazed
Option of 1 central taphole or 2 each side
L 110 x D 42 x H 12 cm
Ref. 6.02.032-NM
Waste cutout Ref: TP/PP

COUNTERTOP BASINS (CERAMIC)

WITHOUT OVERFLOW



PETIT CARRÉ
L 36,5 x D 36,5 x H 10,5 cm
Ref. 6.02.010
Waste cutout Ref: TP/PP



PETIT CARRÉ MATT BLACK
L 36,5 x D 36,5 x H 10,5 cm
Ref. 6.02.010-NM
Waste cutout Ref: TP/PP



CUP
Ø 41,5 x H 12 cm
Ref. 6.02.016
Waste cutout Ref: TP/PP



OVALE
L 53,5 x D 41,5 x H 13,5 cm
Ref. 6.02.017
Waste cutout Ref: TP/PP



SPOT 1
Ø 38 cm x H 13 cm
Ref. 6.02.015
Waste cutout Ref: TP/PP



SPOT 1 MATT BLACK
Ø 38 cm x H 13 cm
Ref. 6.02.015-NM
Waste cutout Ref: TP/PP



RONDINARA
Ø 41,5 x H 10,5 cm
Ref. 6.02.013
Waste cutout Ref: TP/PP



SOLEIL SINGLE
Ø 47 x H 18,5 cm
Ref. 6.02.008
Waste cutout Ref: TP/PP



RECTANGULAIRE
L 53 x D 37 x H 12,5 cm
Ref. 6.02.011
Waste cutout Ref: TP/PP



TONDO
Ø 46 x H 14 cm
Ref. 6.02.012
Waste cutout Ref: TP/PP



TONDO MATT BLACK
Ø 46 x H 14 cm
Ref. 6.02.012-NM
Waste cutout Ref: TP/PP

CLOAKROOM BASINS

WASTE CUTOUT DETAILS FOR ALL THE BASINS ON P128



MINI SPOT
Ø 25,5 x H 12 cm
without overflow
Ref. 6.03.004



MINI SPOT MATT BLACK
Ø 25,5 x H 12 cm
without overflow
Ref. 6.03.004-NM



SPOT
Ø 32 x H 13,5 cm
without overflow
Ref. 6.03.015



SPOT NOIR MAT
Ø 32 x H 13,5 cm
without overflow
Ref. 6.03.015-NM



PICCOLO
L 34 x D 28,5 x H 10,5 cm
Wall mounted option available
without overflow
(rear unglazed)
Ref. 6.03.007



PICCOLO MATT BLACK
L 34 x D 28,5 x H 10,5 cm
Wall mounted option available
without overflow
(rear unglazed)
Ref. 6.03.007-NM



BRIDGE
L 53 x D 26,5 x H 14,5 cm
Wall mounted option available
with overflow
Ref. 6.03.033

RECESSED BASINS



RECTANGULARE SOPRAPIANO
L 53 x D 35 cm
Recessed basin
with overflow
Ref. 6.04.035
Cutout basin Ref: TD/PDB



RECTANGULARE SOTTOPIANO
L 55,5 x D 38,5 cm
Undermounted basin with overflow
Ref. 6.04.034
Cutout basin Ref: TD/PDP



SOTTOPIANO
Ø 42 x H 20,5 cm
Undermounted basin with overflow
Ref. 6.04.018
Cutout basin Ref: TD/PDP

SHALLOW BASINS WITHOUT OVERFLOW



PURO - OVALE
L 65 x D 35 x H 9,5 cm
Wall mounted option available
Ref. 6.04.041
Waste cutout Ref: TP/PP
(rear unglazed)



PURO - RECTANGLE
Rear unglazed
L 55 x D 35 x H 7,5 cm
Waste cutout TD/PDB
Ref. 6.04.039
L 75 x D 35 x H 7,5 cm
Waste cutout TD/PDB
Wall mounted option available
Ref. 6.04.040
Waste cutout Ref: TD/PDB



STONE BASINS WITHOUT OVERFLOW



L 36,5 x D 36,5 x H 10,5cm
Ref. 6.05.010 PB
Cutout basin Ref: TP/PP



L 36,5 x D 36,5 x H 10,5cm
Ref. 6.05.010 PN
Cutout basin Ref: TP/PP




Ø 46 x H 14cm
Ref. 6.05.012 PB
Cutout basin Ref: TP/PP



Ø 46 x H 14cm
Ref. 6.05.012 PN
Cutout basin Ref: TP/PP




TERRAZZO BASIN
Ø 38 x H 12cm
Ref. 6.05.015 TR
Cutout basin Ref: TP/PP



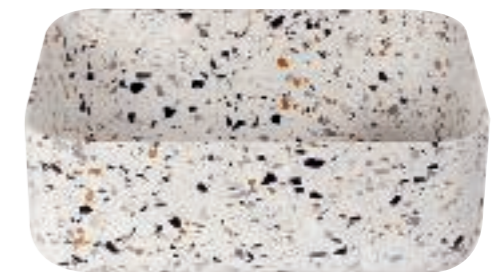
TERRAZZO BASIN
Ø 38 x H 13cm
Ref 6.05.016 TR
Cutout basin Ref: TP/PP



Random sizes 50 x 40 cm
Ref. 6.05.001 AL
Cutout basin Ref: TP/PP



L 50 x D 40 x H 12cm
Ref. 6.05.002 PC
Cutout basin Ref: TP/PP



TERRAZZO BASIN RECTANGULAIRE
L 38 X D 27 X H 13CM
Ref 6.05.017 TR
Cutout basin Ref: TP/PP



Ø 43 x H 13,5cm
Ref. 6.05.014 PB
Cutout basin Ref: TP/PP



L 50 x D 40 x H 12cm
Ref. 6.05.002 PB
Cutout basin Ref: TP/PP

TAPS

FOR COUNTERTOP BASINS: ORDER EXTENSION 1.04.014 WITH TAP 1.04.012
WASTE FITTING FOR BASIN WITHOUT OVERFLOW: 1.04.110 &1.04.111



TAPS
1.04.012

EXTENSIONS

Height 12 cm

1.04.014

Height 7 cm

1.04.019



MINITEK TAP
1.04.021

BOTTLE TRAP 1.04.017

WASTE FITTINGS

1.04.110 Click Clack waste, unslotted

1.04.111 Click Clack waste, slotted

1.04.018 Freeflow waste, unslotted

NATURAL STONE

Line Art combines solid wood with countertops and basins in natural stone. Natural stone is often preferred for its individual appearance and practicality having been treated to prevent any water absorption.

Variations in the colour and veining of these natural stones should not be considered as defects as this is a feature of the charm and unique character of these materials.

We recommend the following:

- Wipe any water splashes after use in order to avoid lime deposits.
- Avoid the use of any acid based products which can be corrosive and cause permanent marking of the stone.

REGULAR MAINTENANCE:

We recommend Lithofin Easy Care which cleans, protects and maintains the appearance of the natural stone.







www.finwooddesigns.co.uk

Distribution UK: Finwood Designs Ltd -
Oak Farm Stables Beausale WARWICK -
CV35 7NZ

t: 01926 484037 -

e: info@finwooddesigns.co.uk

